

State Accountability Report Cards

December 9, 2021



MILWAUKEE
PUBLIC SCHOOLS

Presenter:

Melanie R. Stewart, Ph.D., Director Research, Assessment and Data

Dr. Keith P. Posley, Superintendent

FIVE PRIORITIES FOR SUCCESS

Improve District and School Culture

Ensure Fiscal Responsibility and Transparency



Increase Academic Achievement and Accountability

Develop Our Staff

Strengthen Communication and Collaboration

Milwaukee Public Schools

Score Summary

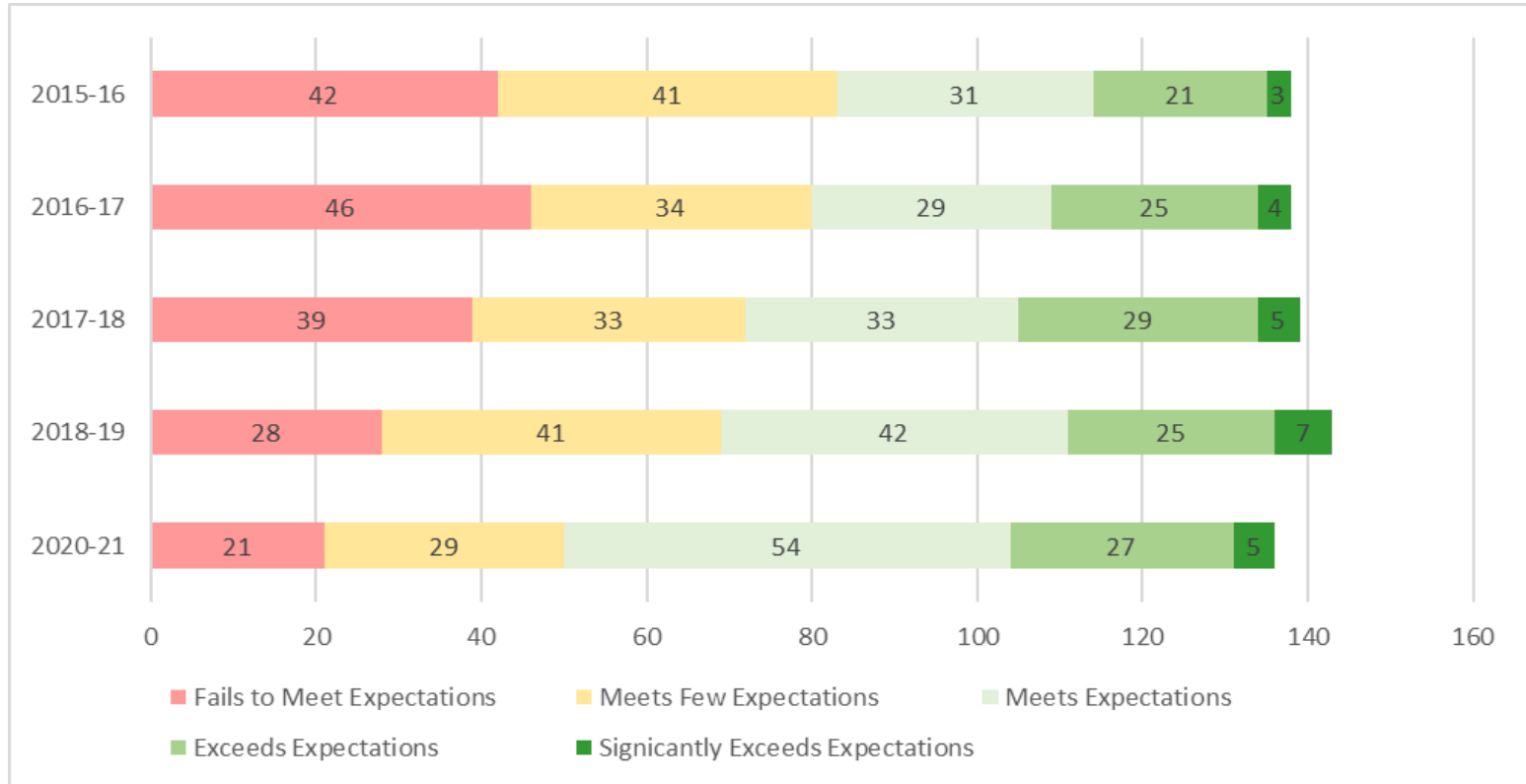
Overall Score

58.1

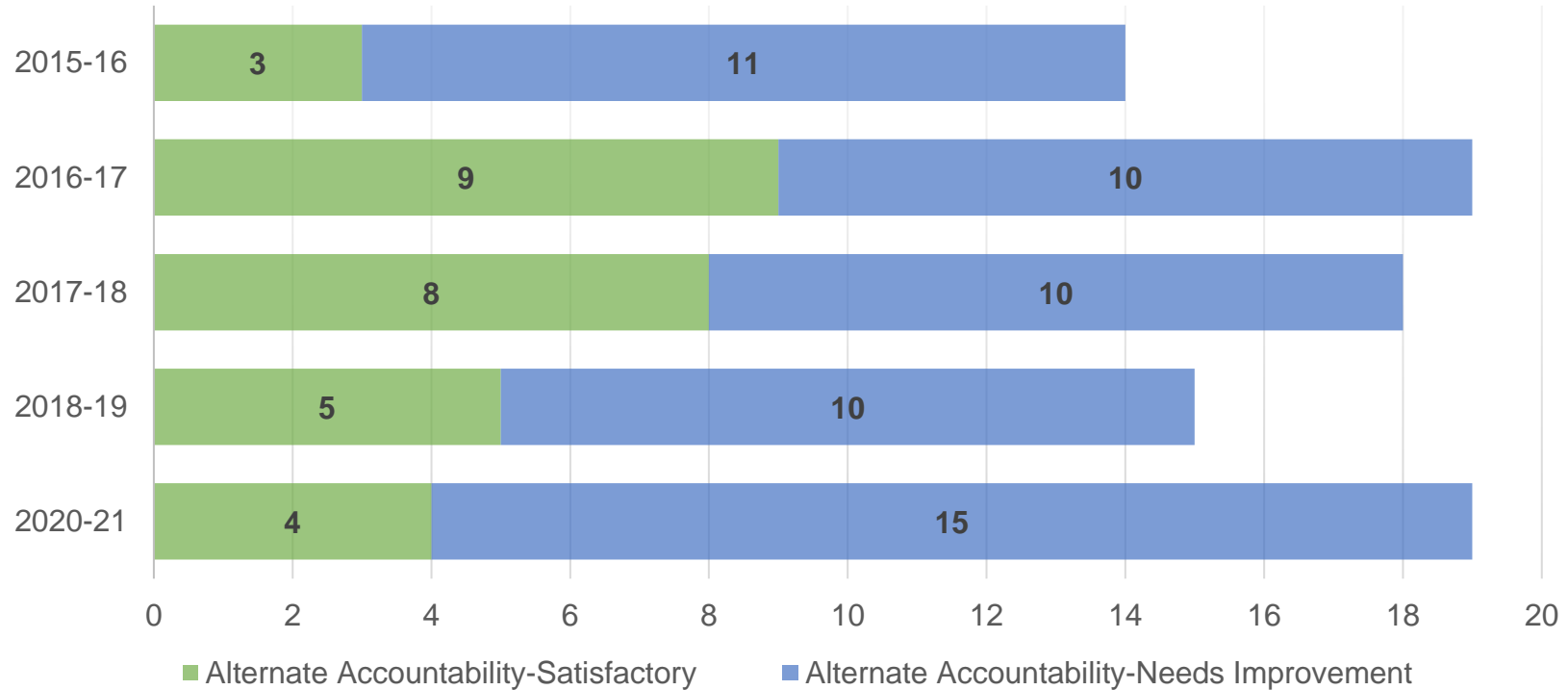
Meets Expectations



School Report Cards Summary



School Alternate Report Cards



Highlights

- Marvin Pratt Elementary earned the highest overall accountability score: 89.3
- Over 50% of schools have ratings of meets, exceeds, or significantly exceeds expectations
- 86 schools have ratings of meets, exceeds, or significantly exceeds expectations
- 5 schools are rated as significantly exceeds expectations



Highlights

- Deductions for absenteeism and dropout rate are no longer part of the report card
- Every group met or exceeded predicted growth in English language arts on the district report card
- Most struggling students in the district grew at a higher rate than other students in math



Due to the COVID-19 pandemic, please use caution when interpreting scores and ratings. Careful review of the detailed data on all pages is encouraged. Also, see <https://dpi.wi.gov/accountability/resources>.

Students Participating in WSAS

	ELA	Math	Science	Social Studies
Forward with DLM	44.4%	43.8%	41.0%	33.2%
ACT Aspire with DLM	15.8%	19.4%		
ACT with DLM	43.1%	43.1%		



Rating Category Cut Scores

Past rating category cut scores:

Overall Accountability Ratings	Score
Significantly Exceeds Expectations	83-100 ★★★★★
Exceeds Expectations	73-82.9 ★★★★☆
Meets Expectations	63-72.9 ★★★☆☆
Meets Few Expectations	53-62.9 ★★☆☆☆
Fails to Meet Expectations	0-52.9 ★☆☆☆☆

2020-21 cut scores:

Accountability Rating Category	Accountability Score Range	
	Minimum	Maximum
Significantly Exceeds Expectations - ★★★★★	83	100
Exceeds Expectations - ★★★★☆	70	82.9
Meets Expectations - ★★★☆☆	58	69.9
Meets Few Expectations - ★★☆☆☆	48	57.9
Fails to Meet Expectations - ★☆☆☆☆	0	47.9

- Threshold setting due to changes to report cards over years.
- OEA to release paper detailing methodology of equipercentile approach.

Overview

- New format
- Visual and narrative overview by school
- No deductions are included in the report card

OVERVIEW

District Details

Grades : K3-12

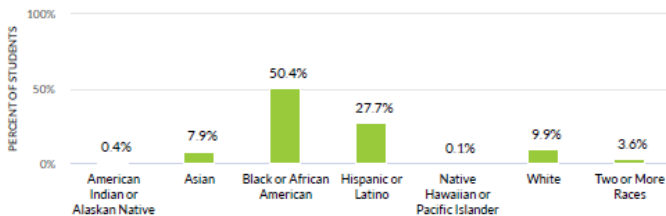
Enrollment : 71,510

Percent open enrollment : 2.9%

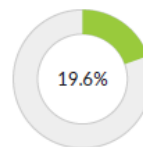
Milwaukee Public Schools (MPS) is a diverse district that welcomes all students, preparing them for success in higher education, post-educational opportunities, work, and citizenship. MPS is committed to providing an educational environment that is child-centered and supports achievement and its schools collaborate with students, families and community for the benefit of all.

The statement above is provided by the district. It is not an evaluation by the Wisconsin DPI.

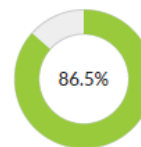
Student Groups



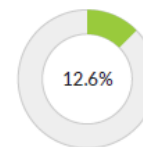
STUDENTS WITH DISABILITIES



ECONOMICALLY DISADVANTAGED




ENGLISH LEARNERS




Priority Areas

Priority Area Scores


ACHIEVEMENT



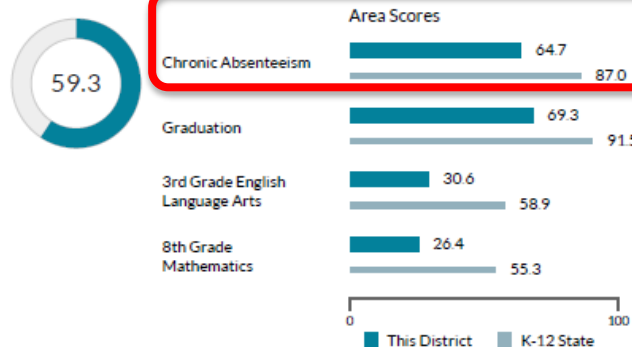
GROWTH



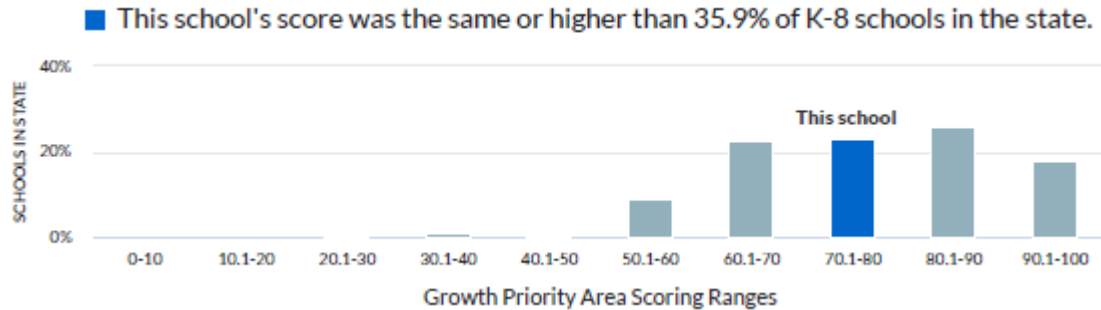
TARGET GROUP OUTCOMES



ON-TRACK TO GRADUATION



Priority Areas

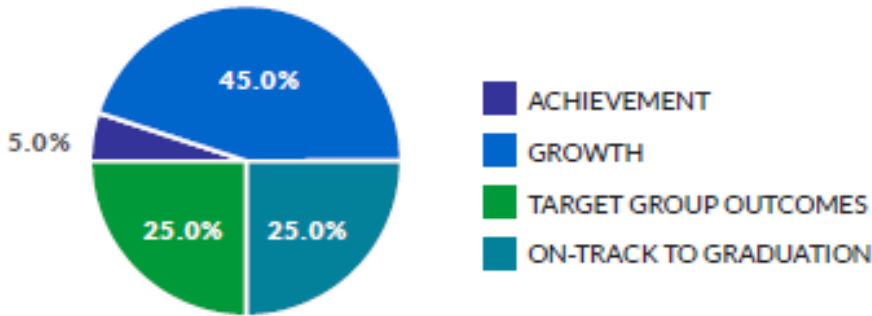


Each priority area will have a chart that compares the district or school to the state in that area.

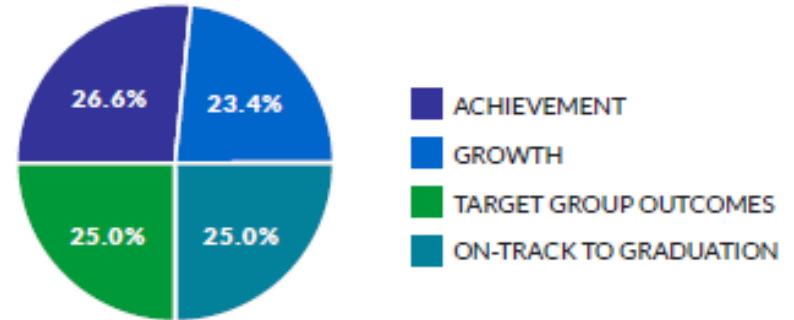
For example, this school is compared to all other similar grade band schools in the state on growth.

Weighting

PRIORITY AREA WEIGHTS



PRIORITY AREA WEIGHTS



The report cards of schools and districts with higher percentage of economically disadvantaged students will have overall scores more impacted by growth.

Schools and districts with lower percentages of economically disadvantaged students will be scored more on achievement.

Course and Program Data

ADVANCED COURSES

District	State
20.1%	19.2%

4,259 students successfully completed at least one Advanced Placement or International Baccalaureate course.

DUAL ENROLLMENT

District	State
10.6%	17.8%

2,232 students successfully completed at least one dual enrollment course.

INDUSTRY-RECOGNIZED CREDENTIALS

District	State
0.0%	1.4%

1 student earned at least one industry-recognized credential.

WORK-BASED LEARNING

District	State
0.3%	2.4%

66 students participated in a work-based learning program.

ART & DESIGN

District	State
36.2%	24.7%

7,651 students successfully completed at least one art & design course.

DANCE

District	State
0.5%	0.3%

116 students successfully completed at least one dance course.

MUSIC

District	State
17.6%	21.3%

3,720 students successfully completed at least one music course.

THEATER

District	State
3.9%	1.9%

829 students successfully completed at least one theater course.



Wisconsin Statute 115.385(4)

District and School Improvement

- Meet public reporting requirements outlined in state statute
- Schools notify parents by the end of December

The District and School Improvement team provides service to schools to ensure that the district effectively and efficiently implements continuous improvement systems that support, measure, and inform the district's work in the areas of effective teacher practice and student social, emotional and academic development. Each school develops an improvement plan which includes teachers, principals, other school staff, parents and stakeholders. Input from these stakeholders and the community is critical to the development of the plan. Ongoing engagement of parents and other stakeholders ensures improved student learning.

School Improvement Plans at a Glance

A summary of each school's current improvement plan can be accessed through the dropdown menus below. It is important to recognize that actively engaging in continuous improvement involves ongoing and consistent planning, implementation, collecting evidence, studying progress, and adjusting school actions and strategy as necessary. The "School Improvement Plans at a Glance" represent plans for the first trimester of the 2021-22 schoolyear.

[Open All](#)

- › [Elementary Schools](#)
- › [Elementary/Secondary Schools Combined](#)
- › [Middle Schools](#)
- › [High Schools](#)
- › [Glossary of Terms](#)

Contacts

Melanie Stewart, Ph.D.
Director of the Department of Research, Assessment, and Data
Phone: 414-475-8751
Email: stewarmr@milwaukee.k12.wi.us

Annie Knopp, M.Ed.
District and School Improvement Manager
Phone: 414-773-9813
Email: thomasab@milwaukee.k12.wi.us

Quick Links

Wisconsin State Statute 118.57 specifies that annually every public school is to provide parents with a with a copy of their school report card and a list of their educational options, including the Special Needs Scholarship Program.

- [MPS District Report Card](#)
- [Educational Options](#)
- [School State Report Cards](#)



Next Steps

- Implement Ambitious Instruction: Accelerating Learning
 - Increase student academic performance through acceleration and scaffolding
- Implement strategies to improve attendance
 - Schoolwide strategies are part of school improvement plans (e.g., implementation of PBIS attendance interventions, parent calls, monitoring data)
- Increase 4-year graduation rate
 - Closer monitoring of course completion and programming
 - Identify adults/students needing support to prevent failures

Thank you



Dr. Keith P. Posley, *Superintendent*