

# State Accountability Report Cards



**MILWAUKEE**  
PUBLIC SCHOOLS

***Presenter:***

Melanie R. Stewart, Ph.D., Director Research, Assessment and Data

***Dr. Keith P. Posley, Superintendent***

# FIVE PRIORITIES FOR SUCCESS

**Improve District and School Culture**

**Ensure Fiscal Responsibility and Transparency**



**Increase Academic Achievement and Accountability**

**Develop Our Staff**

**Strengthen Communication and Collaboration**

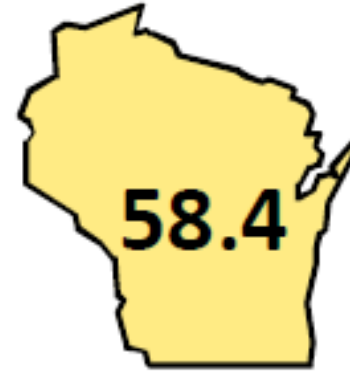


# District Report Card

---

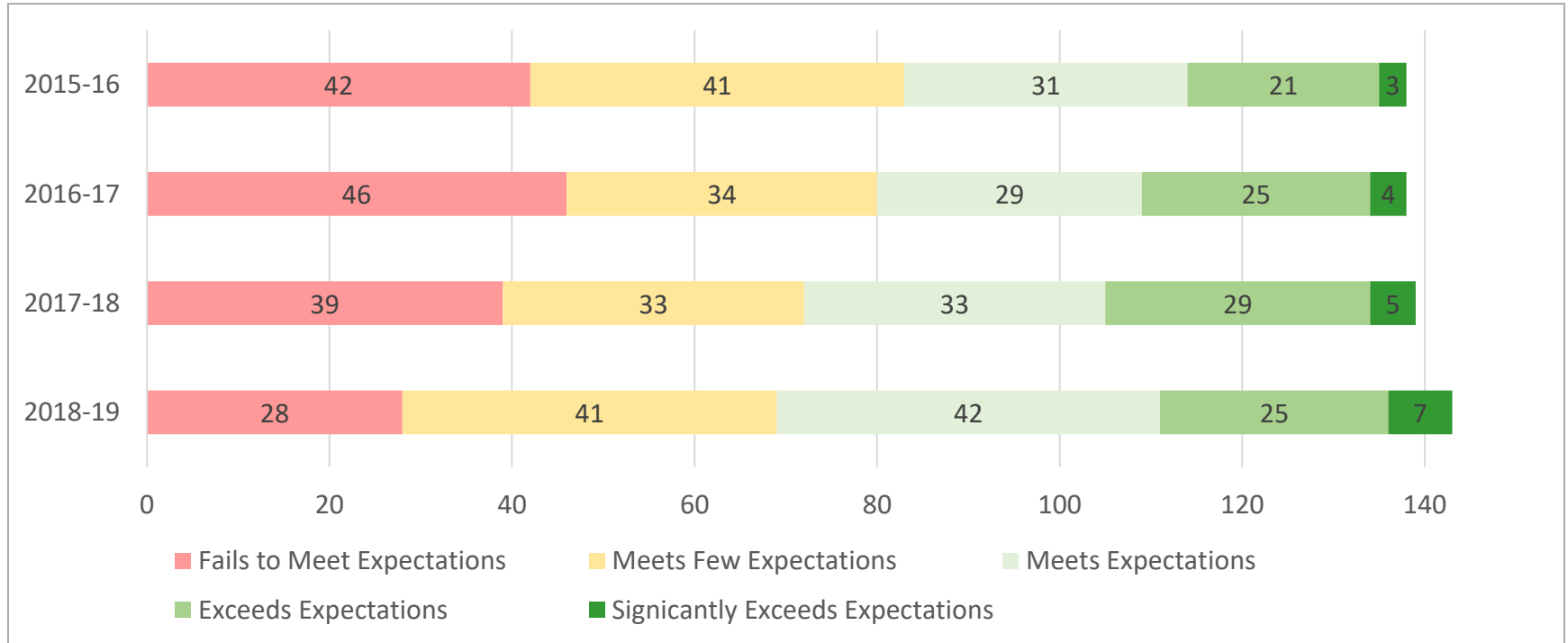
The district increased in the areas of District Growth for English language arts, Closing Gaps in all three areas, and On-Track and Postsecondary Readiness for graduation rate on the 2018-19 state report card.

Overall Score



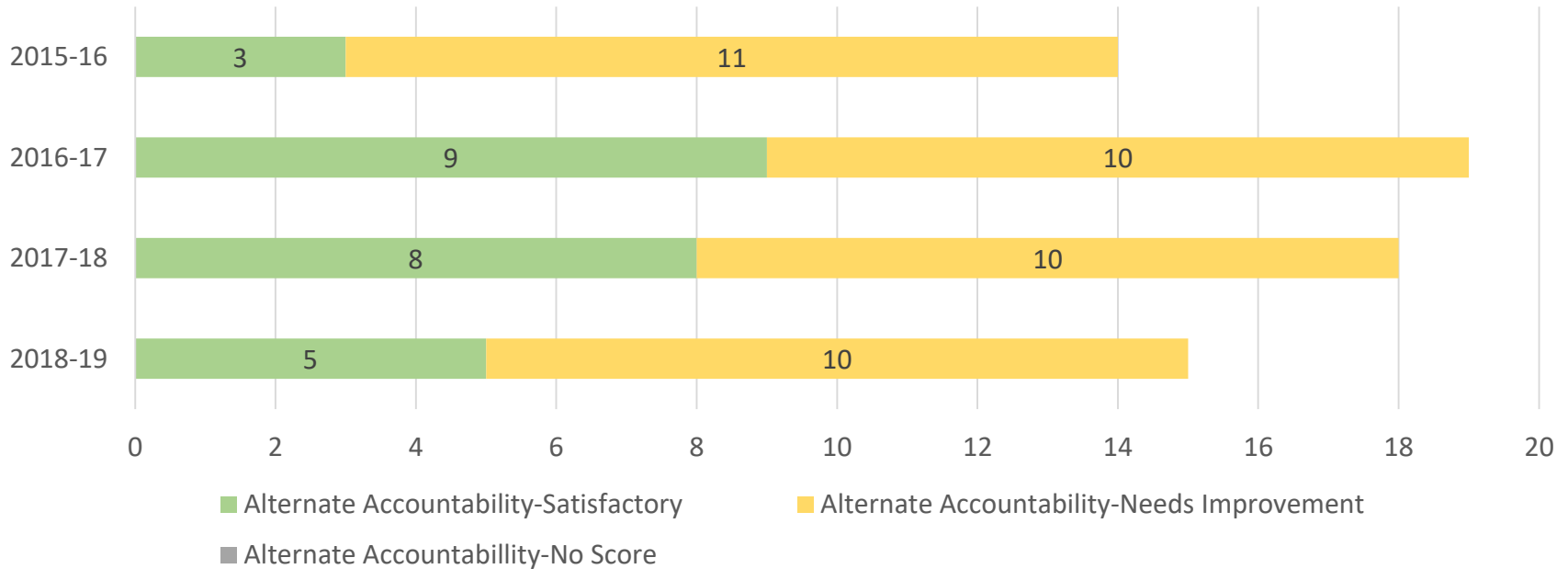
Meets Few Expectations

# School Report Cards Summary



# School Report Cards

Alternate Accountability Report Cards



# Highlights

---

- Pratt Elementary earned the highest overall accountability score: 92.2
- Seven schools are rated as *significantly exceeds expectations*
- 74 schools have ratings of meets, exceeds, or significantly exceeds expectations
- Northwest and Southwest Regions – No schools identified as fails to meet expectations
- 41 schools increased their rating
- There are 11 fewer schools in the *fails to meet expectations* category



# Priority Areas

---

Priority Areas	District Score	Max Score	State Score	Max Score
<b>Student Achievement</b>	<b>32.4</b>	<b>100</b>	<b>62.3</b>	<b>100</b>
English Language Arts (ELA) Achievement	17.8	50	31.6	50
Mathematics Achievement	14.6	50	30.7	50
<b>District Growth</b>	<b>64.1</b>	<b>100</b>	<b>66.0</b>	<b>100</b>
English Language Arts (ELA) Growth	34.9	50	33.0	50
Mathematics Growth	29.2	50	33.0	50

# Priority Areas

Priority Areas	District Max Score	State Max Score
<b>Closing Gaps</b>	<b>63.9/100</b>	<b>68.8/100</b>
English Language Arts (ELA) Achievement Gaps	17.9/25	18.1/25
Mathematics Achievement Gaps	17.9/25	18.0/25
Graduation Rate Gaps	28.1/50	32.7/50
<b>On-Track and Postsecondary Readiness</b>	<b>67.7/100</b>	<b>84.8/100</b>
Graduation Rate	27.4/40	36.3/40
Attendance Rate	34.3/40	36.6/40
3rd Grade English Language Arts (ELA) Achievement	3.3/10	6.2/10
8th Grade Mathematics Achievement	2.7/10	5.7/10





# Weighting and Engagement

Priority Area Weights	Percentage Weight
Student Achievement	5.0%
District Growth	45.0%
Closing Gaps	25.0%
On-Track and Postsecondary Readiness	25.0%

Student Engagement Indicators	Total Deductions: -5
Absenteeism Rate (goal <13%)	Goal not met: -5
Dropout Rate (goal <6%)	Goal met: no deduction

# Wisconsin Statute 115.385(4)

- Meet public reporting requirements state statute.
- Schools notify parents by the end of December.



The screenshot shows the Milwaukee Public Schools (MPS) website. At the top right, there is a navigation bar with links for Calendar, Contacts, Lunch Menu, Parent Portal, and a dropdown arrow. Below this is the MPS logo and the text "MILWAUKEE PUBLIC SCHOOLS". A yellow navigation bar contains the following menu items: District (highlighted), Schools, Programs, Students, and Families. Below the navigation bar is a blue breadcrumb trail: MPS > District > Board of School Directors > Office of Accountability & Efficiency Home Page > District Report Cards. The main heading is "District Report Cards". Below the heading is a paragraph: "In accordance with Act 55, MPS must provide a copy of the District's Report Card. Further detailed information can be found on [Wisconsin Department of Public Instruction Report Card Homepage](#)." Below this is another paragraph: "To view the Wisconsin Department of Instructions Accountability Report Cards Homepage, [click here](#)." At the bottom, there is a list of links for District Report Cards from 2012-2013 to 2018-2019.

Calendar Contacts Lunch Menu Parent Portal ▶ St

MPS MILWAUKEE PUBLIC SCHOOLS

District Schools Programs Students Families

MPS > District > Board of School Directors > Office of Accountability & Efficiency Home Page > District Report Cards

## District Report Cards

In accordance with Act 55, MPS must provide a copy of the District's Report Card. Further detailed information can be found on [Wisconsin Department of Public Instruction Report Card Homepage](#).

To view the Wisconsin Department of Instructions Accountability Report Cards Homepage, [click here](#).

- [View Milwaukee Public Schools 2018-2019 District Report Card.](#)
- [View Milwaukee Public Schools 2017-2018 District Report Card.](#)
- [View Milwaukee Public Schools 2016-2017 District Report Card.](#)
- [View Milwaukee Public Schools 2015-2016 District Report Card.](#)
- [View Milwaukee Public schools 2013-2014 District Report Card.](#)
- [View Milwaukee Public Schools 2012-2013 District Report Card.](#)



# Next Steps

---

- Implement Ambitious Instruction 2.0 Plan.
- Increase student academic performance.
- Implement strategies to improve attendance.
- Increase 4-year graduation rate.
- Provide data systems of support to:
  - Academics Team,
  - Regional Team, and
  - School Leaders.



# Thank you

**Presenter:**

Melanie R. Stewart, Ph.D.



Dr. Keith P. Posley, *Superintendent*

©2019 Milwaukee Public Schools • 12