

Contract Compliance Services Fiscal Year 18 Performance Report

March 19, 2019



MILWAUKEE
PUBLIC SCHOOLS

Presenters: Regina Flores, Compliance Supervisor II, Contract Compliance Services
Jiquinna Cohen, Supplier Diversity Analyst, Contract Compliance Services

Summary

The Contract Compliance Services department is to present its annual report for HUB, COIN, and Student Engagement in order to provide transparency into its assignments of Milwaukee Public Schools district bids and requests for proposals in accordance with Administrative Policies 3.10 Historically Underutilized Business Program and 3.13 Communities in Need Initiative.



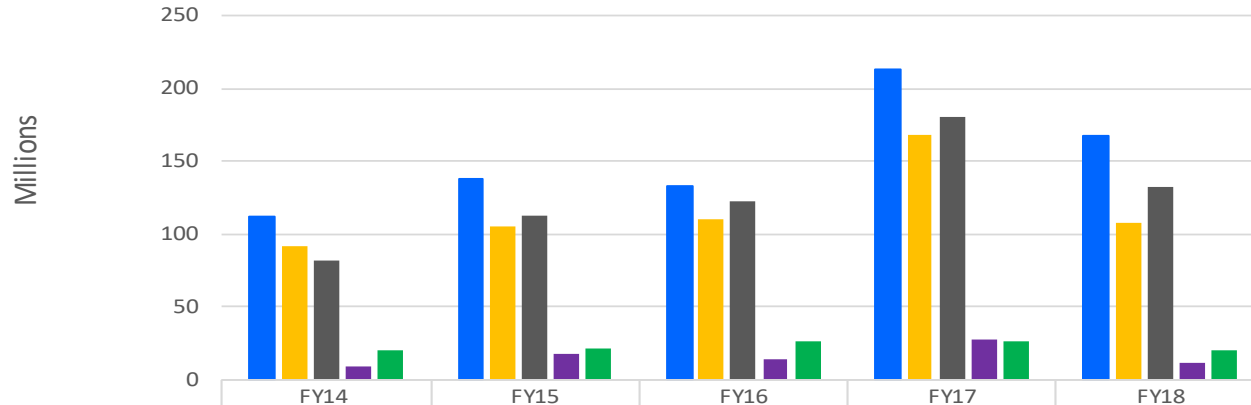
Historically Underutilized Business (HUB)

- 151 contracts monitored
- \$128 million dollars monitored with a HUB assignment
- Dollars monitored decreased from prior fiscal year
- \$19 million dollars paid to HUB firms
- 15% overall District performance
- Milwaukee is ranked second for dollars paid to HUB firms
- Disadvantaged Business Enterprise (DBE) status is the majority certification represented among HUB firms



Fiscal Year Comparison

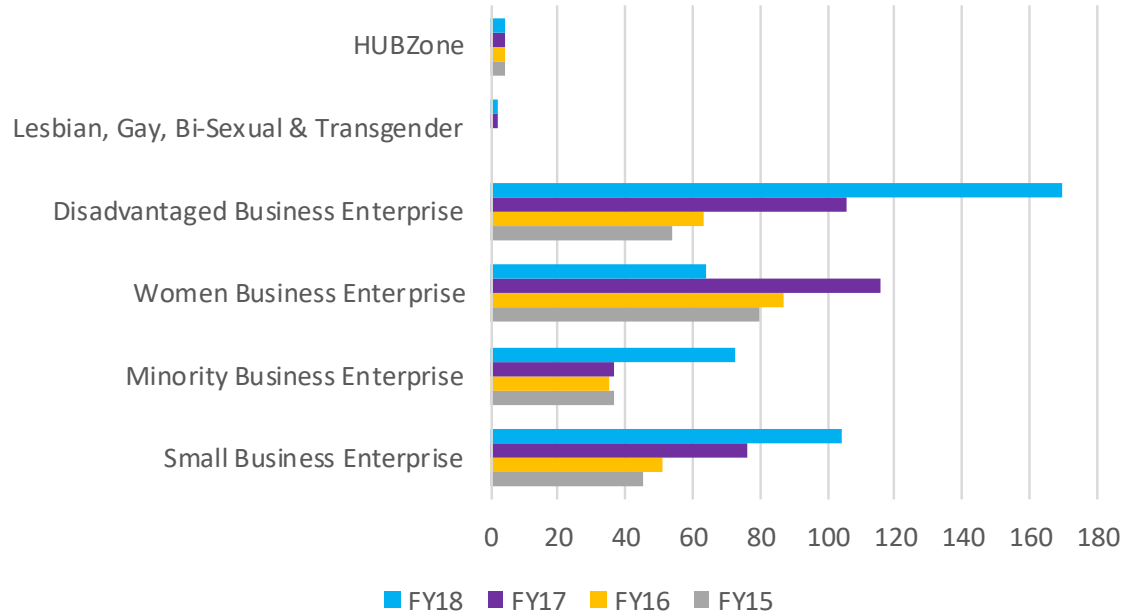
Total Contract Dollars Monitored



	FY14	FY15	FY16	FY17	FY18
Total Dollars Monitored	111,386,996	137,146,284	133,123,771	213,335,504	166,983,105
Total Invoiced Dollars Paid	91,078,282	105,180,672	110,442,348	168,454,877	107,461,508
Total Contract Dollars with HUB	82,028,717	112,504,092	121,816,454	180,726,250	132,504,259
Total HUB Dollars Assigned	9,327,721	17,146,432	13,478,609	27,589,874	11,159,290
Total HUB Dollars Paid	19,333,888	21,296,368	26,058,287	26,387,371	19,437,479

HUB Certification Overview

Historically Underutilized Business Performance Overview



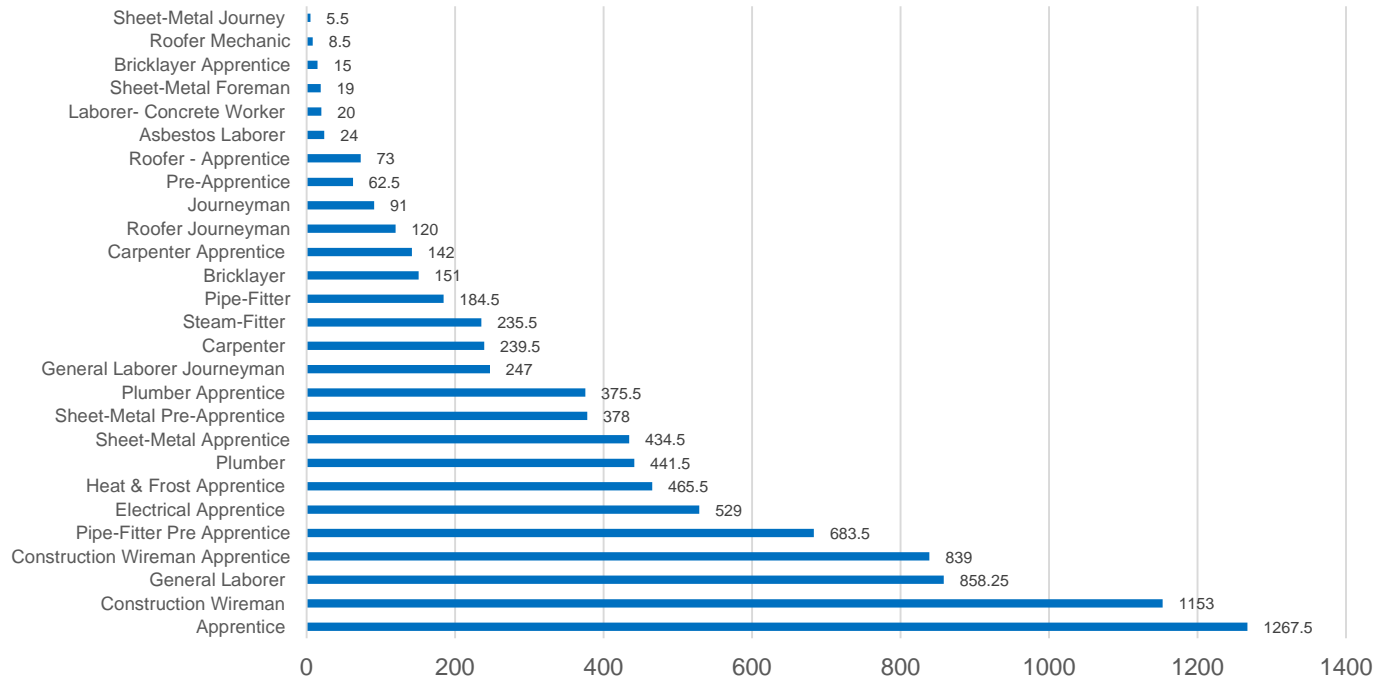
Communities In Need (COIN)

- **District's annual goal: 25%**
- FY 18 COIN performance to date: 25%
- 27 general construction contracts monitored, 18 contained COIN assignment
- COIN participants comprise 15% of total workforce to date
- 28 skilled trades represented at varying classification levels
- Increased pre-apprentice, apprentice, and journey-level COIN participants
- Opportunity for pre-apprentice training



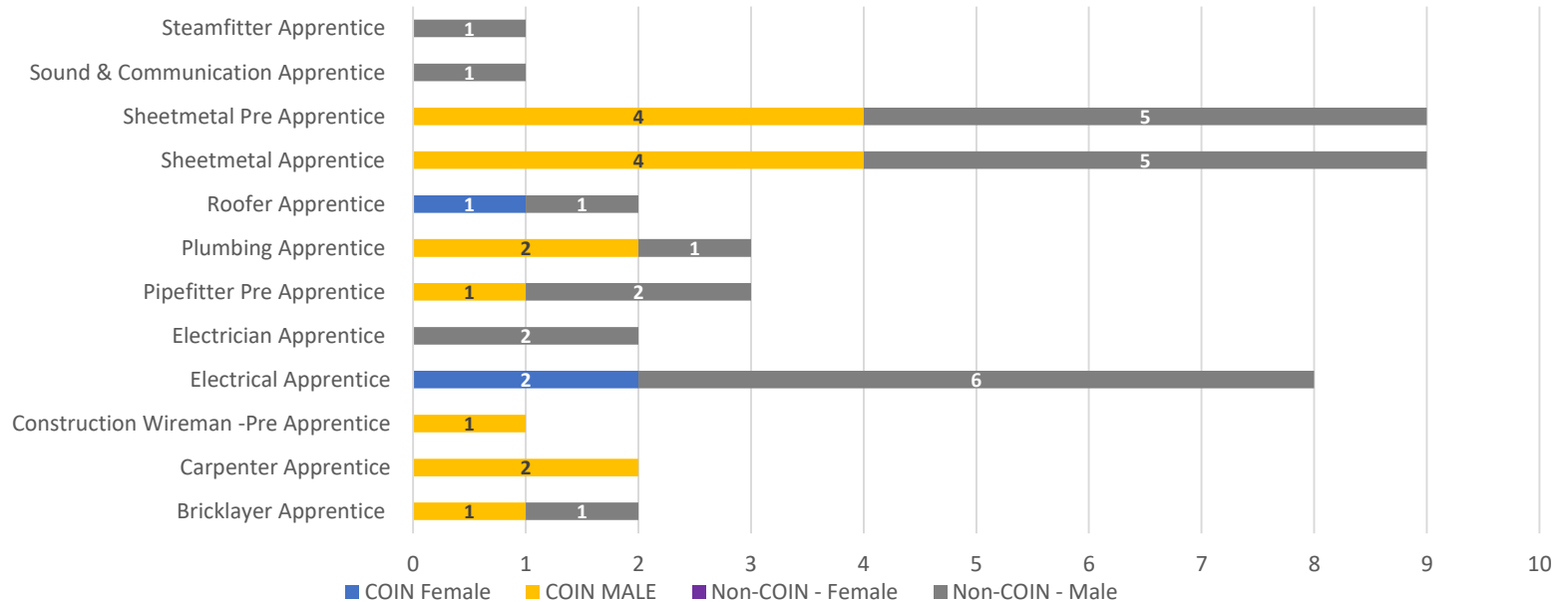
FY18 COIN Hours Performed by Trade

FY18 COIN Hours Performed by Trade Classification



Skilled Trade Ranking

DFMS Skilled Trade Ranking Classification Pre-Apprentice & Apprentice

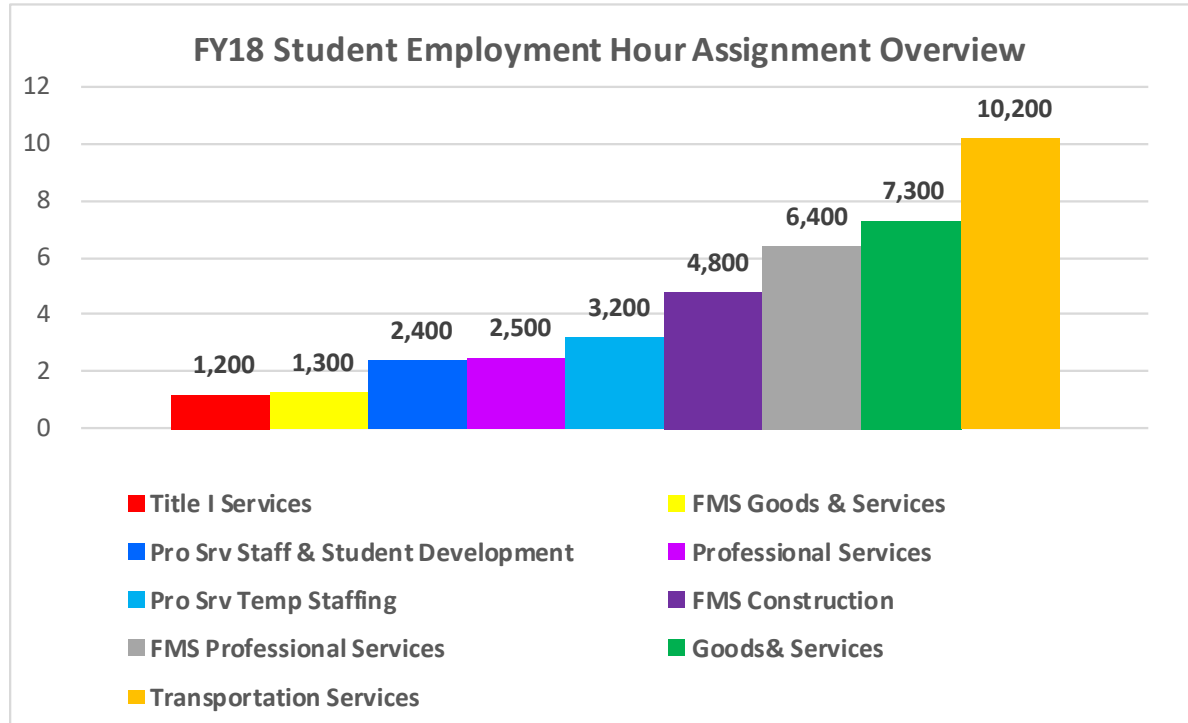


Student Employment

- Identified the top four development areas of focus for student participants include: self-reliance skill, inter personal skill, transferrable skills and specialist skills
- Slight decrease of hours assigned
- 142 contracts assigned employment requirements
- Student employment average assignment 170 hours
- 229 student internship opportunities provided
- \$426 thousand dollars in wage earning opportunities
- Planning efforts are underway to pilot project based learning opportunities to support skilled-trade development for students

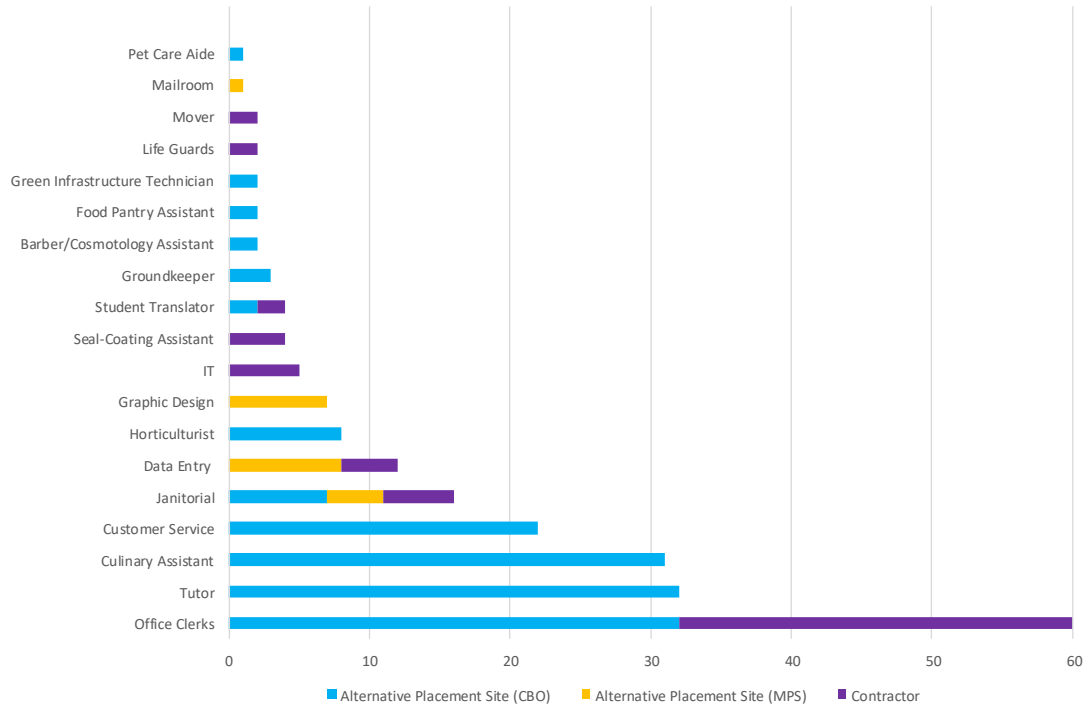


Student Employment Position Classification



Student Employment Position Classification

FY18 Student Employment Position Classification

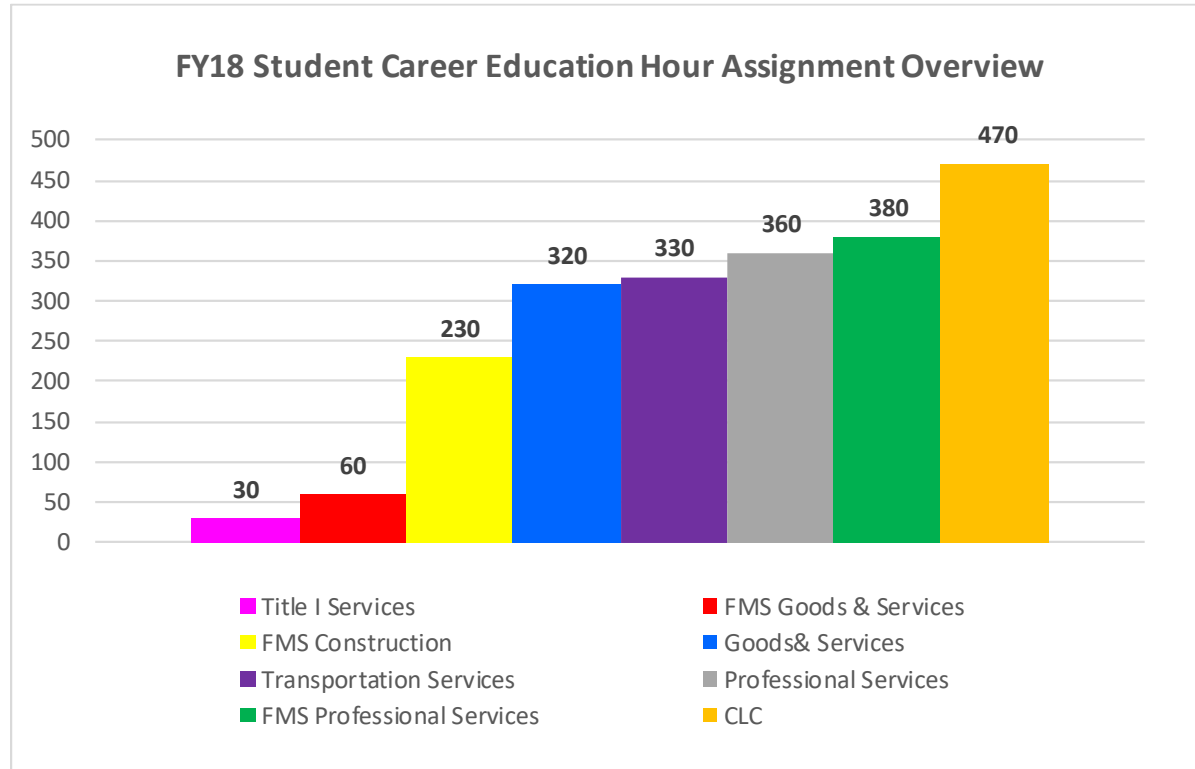


Career Education

- Contractors and vendors engage students from K-12 in a variety of approved classroom activities, field trips, job-shadowing, career-coaching, and job-readiness training.
- Increased outreach to career champions
- Support efforts throughout the district where volunteers are needed by industry
- Contract hours assigned decreased slightly



Career Education Category Overview



Thank you.

Presenters:

Regina Flores, Compliance Supervisor II, Contract Compliance Services

Jiquinna Cohen, Supplier Diversity Analyst, Contract Compliance Services

