

# Spring 2019 Assessment Data

August 8, 2019



MILWAUKEE  
PUBLIC SCHOOLS

Melanie R. Stewart, Ph.D., Director of Research, Assessment, and Data

# Five Priorities for Success

Improve District and School Culture

Ensure Fiscal Responsibility and Transparency



Increase Academic Achievement and Accountability

Develop Our Staff

Strengthen Communication and Collaboration



# Local

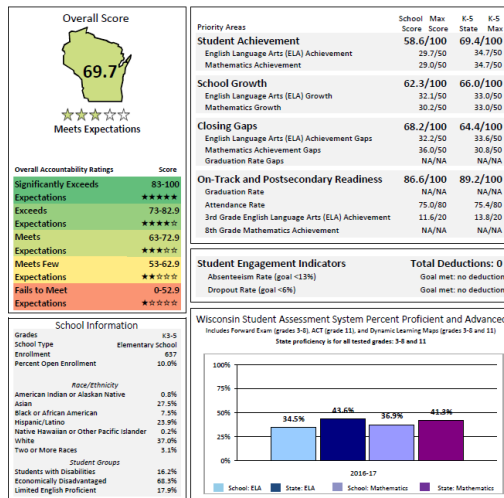


# State



# Federal

District  
Improvement  
Plan



## State Report Card



# Star

---

## Star results:

- Data are used to help us predict performance on Wisconsin Student Assessment System exams.
- Students in K5 to grade 10 are assessed in reading and math.
- 2018–19 district goal was to have schools:
  - Increase on-target percentage by 5% points from spring to spring
  - Decrease below basic (significant and well below target groups) by 10% points from spring to spring



# Points of Pride – School Meeting the Spring 2018 to Spring 2019 Goal

	<b>Increased On Target by 5% Points or More</b>	<b>Decreased Below Basic by 10% Points or More</b>
<b>Early Literacy</b>	30	16
<b>Reading</b>	18	7
<b>Math</b>	17	9

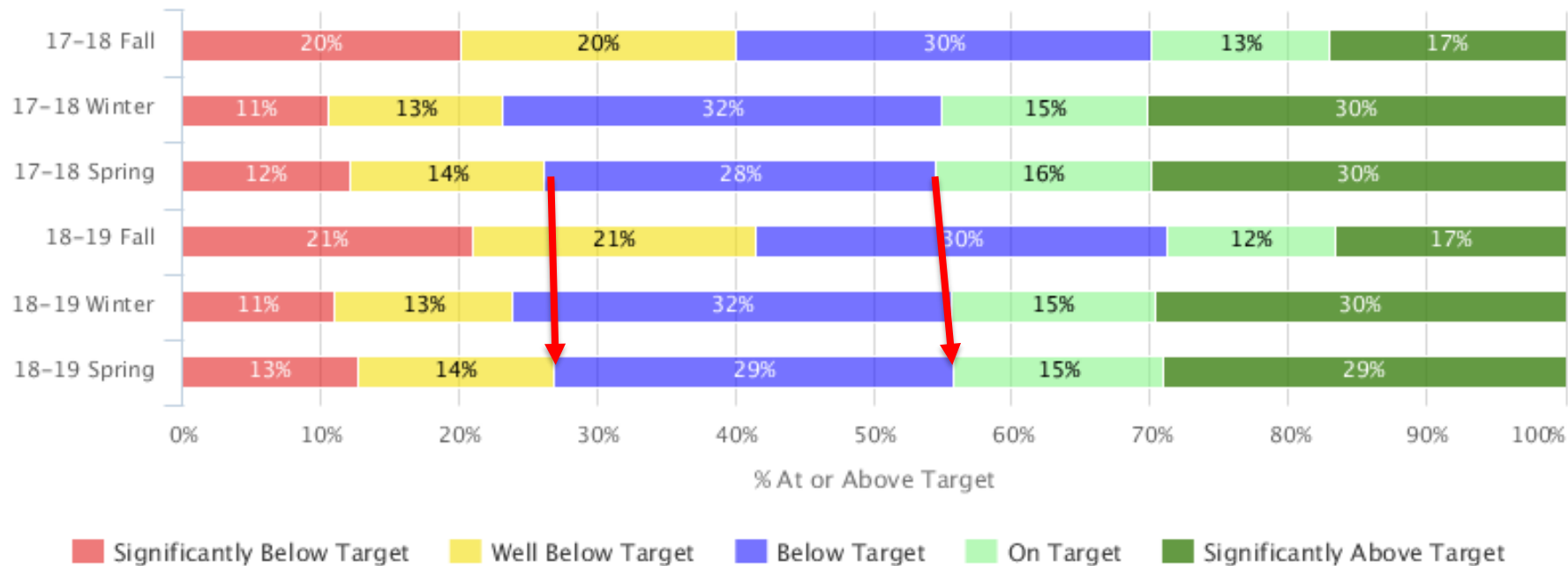
# Points of Pride Fall 2018 to Spring 2019 Growth

	2017–18		2018–19	
	Number	Percentage	Number	Percentage
Early Literacy	97 out of 112	86.6%	91 out of 111	81.9%
Reading	92 out of 154	59.7%	110 out of 152	72.4%
Math	105 out of 154	68.2%	110 out of 153	71.9%

More schools increasing students on target  
from fall to spring in reading and math!



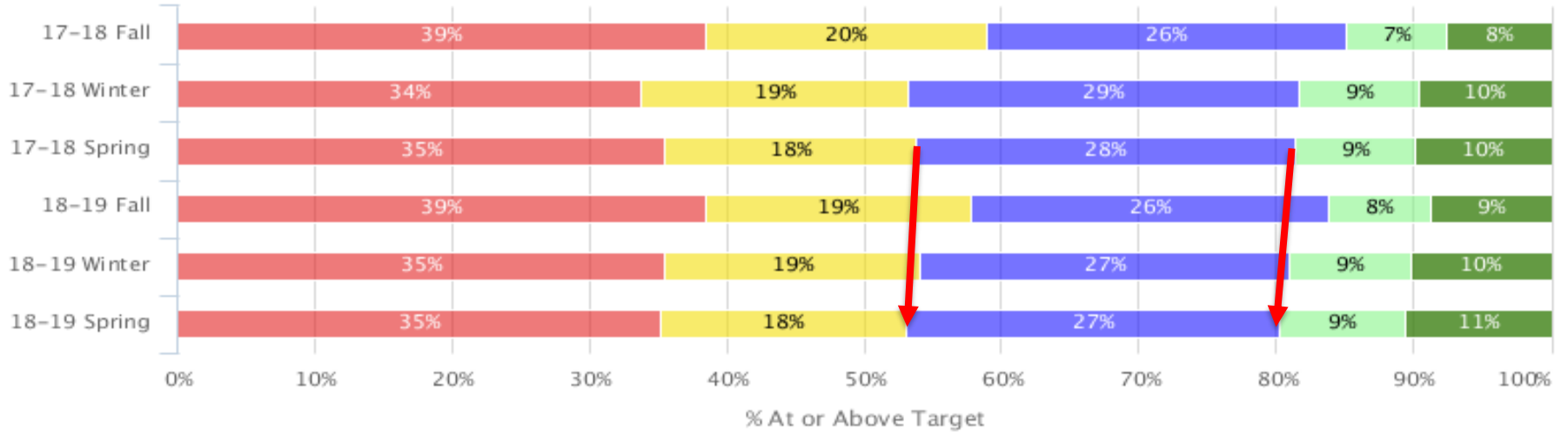
# Early Literacy



**On target 2% point decline from spring to spring, 15% gain fall to spring (1,605 students)**  
**Below basic (red/yellow) 1% gain from spring to spring, 15% fewer fall to spring (1,455 students)**



# Reading



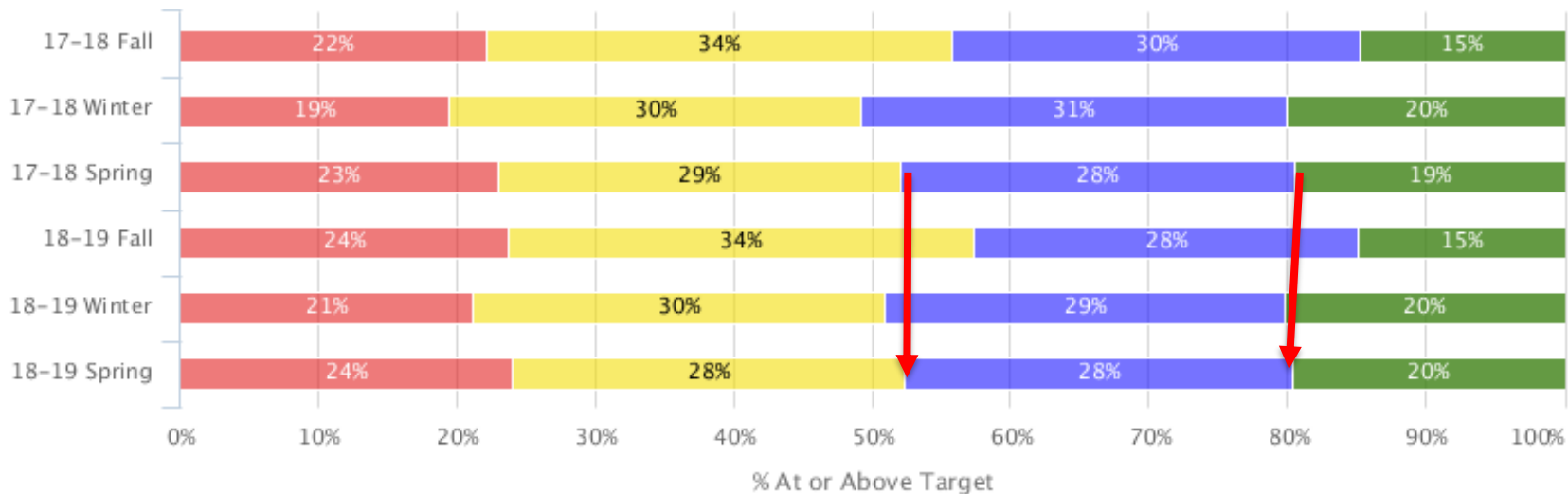
Significantly Below Target   Well Below Target   Below Target   On Target   Significantly Above Target

**On target 1% point gain from spring to spring, 3% gain fall to spring (1,407 students)**  
**Below basic (red/yellow) same from spring to spring, 4% fewer fall to spring (2,783 students)**





# Math



Significantly Below Target Well Below Target Below Target On Target Significantly Above Target

**On target 1% point gain from spring to spring, 5% gain fall to spring (1,407 students)**  
**Below basic (red/yellow) 2% fewer spring to spring, 6% fewer fall to spring (3,359 students)**



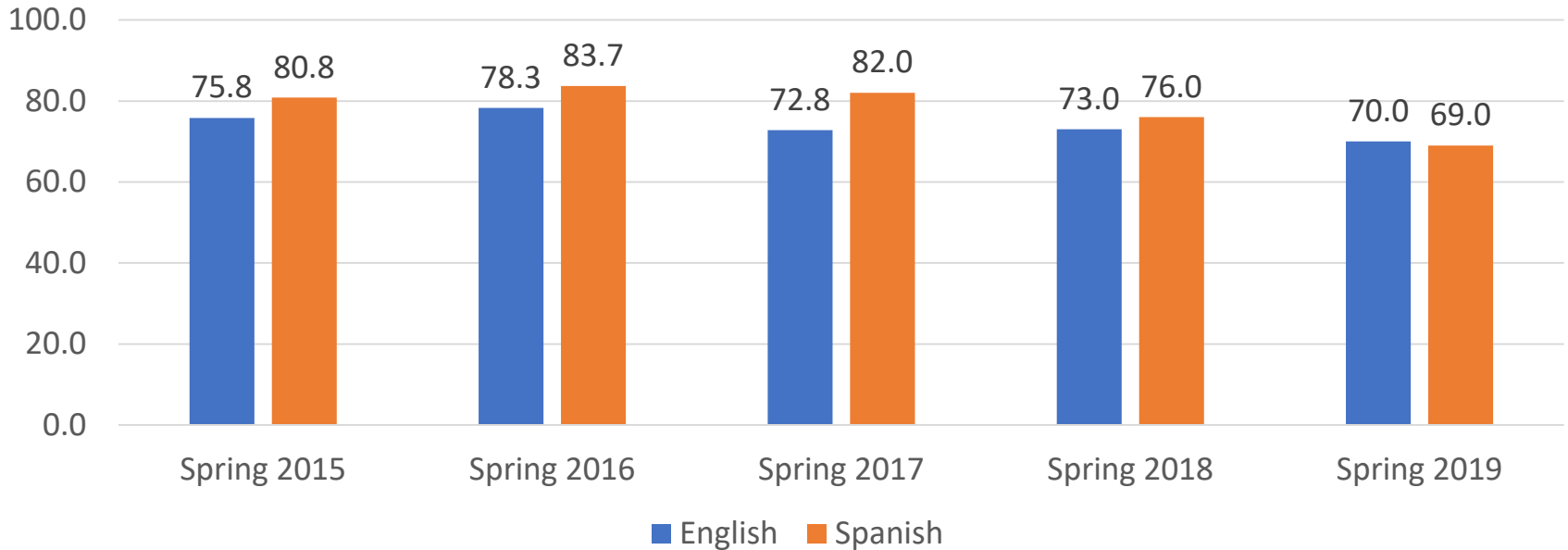
# PALS

---

- The district uses the Phonological Awareness Literacy Screening to meet the requirements of WI Statute 118.016(1)(a).
- All K4 through grade 2 students must be screened in fundamental reading skills.
- PALS is given in English and Spanish. Immersion schools may use an approved screener in the language of instruction.

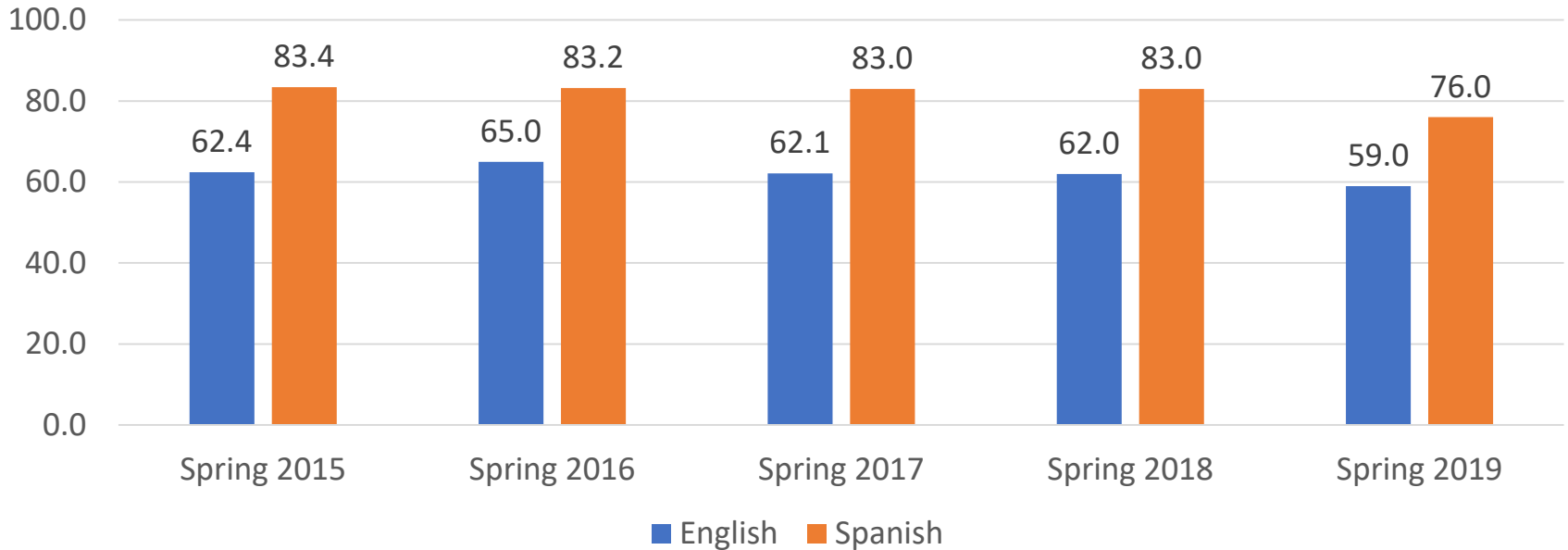
# K5 Spring PALS Results

Percentage Meeting Benchmark



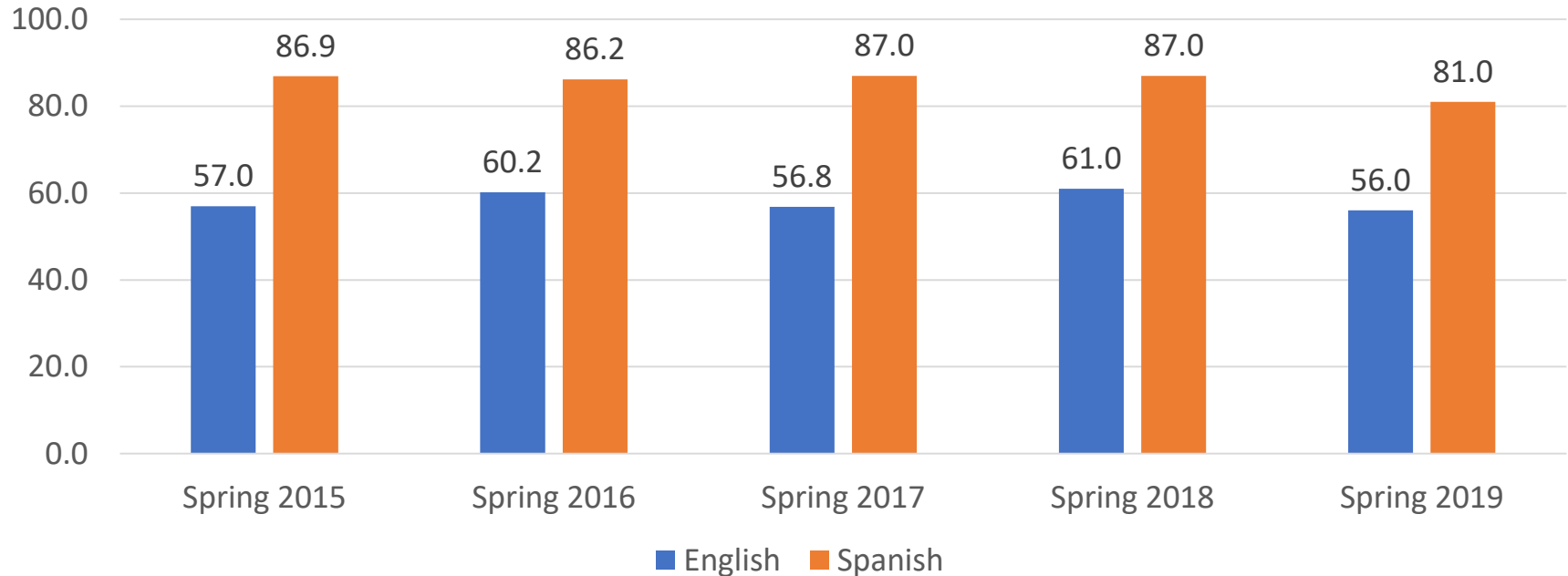
# Grade 1 Spring PALS Results

Percentage Meeting Benchmark



# Grade 2 Spring PALS Results

Percentage Meeting Benchmark



# Next Steps and Follow-up

- These data have been integral in school improvement planning.
- District professional development for teachers will be available on the monthly topics from the Ambitious Instruction Plan.
- Support to school teams will improve access to classroom and school reports to monitor student progress and achievement.



# Thank you.

**Presenter:**

Melanie R. Stewart, Ph.D., Director of Research, Assessment, and Data



Dr. Keith P. Posley, *Superintendent*

