

ACTION ON MONTHLY FINANCE MATTERS: AUTHORIZATION TO MAKE PURCHASES; REPORT ON CHANGE ORDERS IN EXCESS OF \$25,000; REPORT ON REVENUES AND EXPENDITURES; REPORT ON CONTRACTS UNDER \$50,000 AND CUMULATIVE TOTAL REPORT; REPORT ON MONTHLY GRANT AWARDS; ACCEPTANCE OF DONATIONS

## Report on Revenues and Expenditures

### *Revenue by Fund Group*

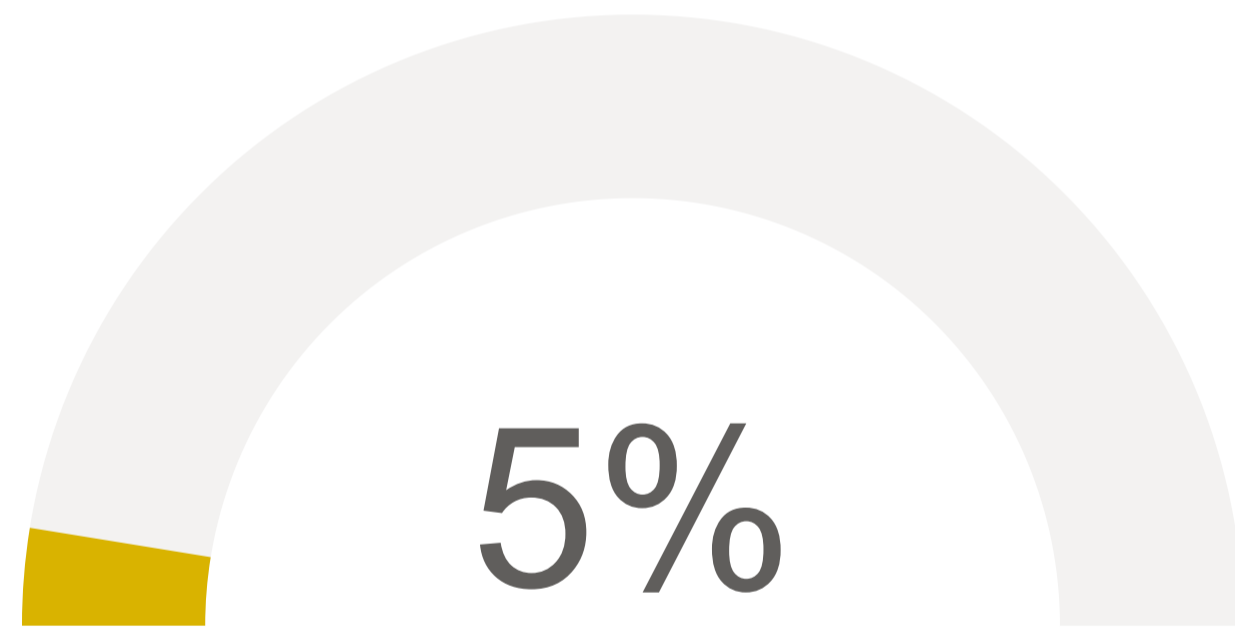
Fiscal Year 2025

November

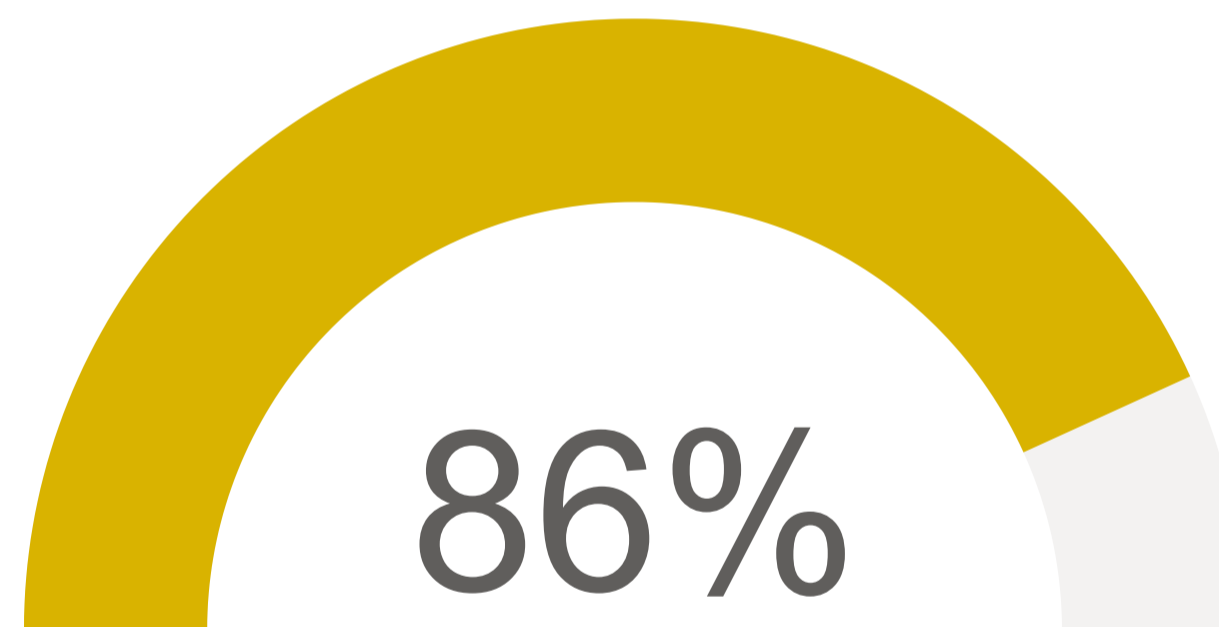


**MILWAUKEE**  
PUBLIC SCHOOLS

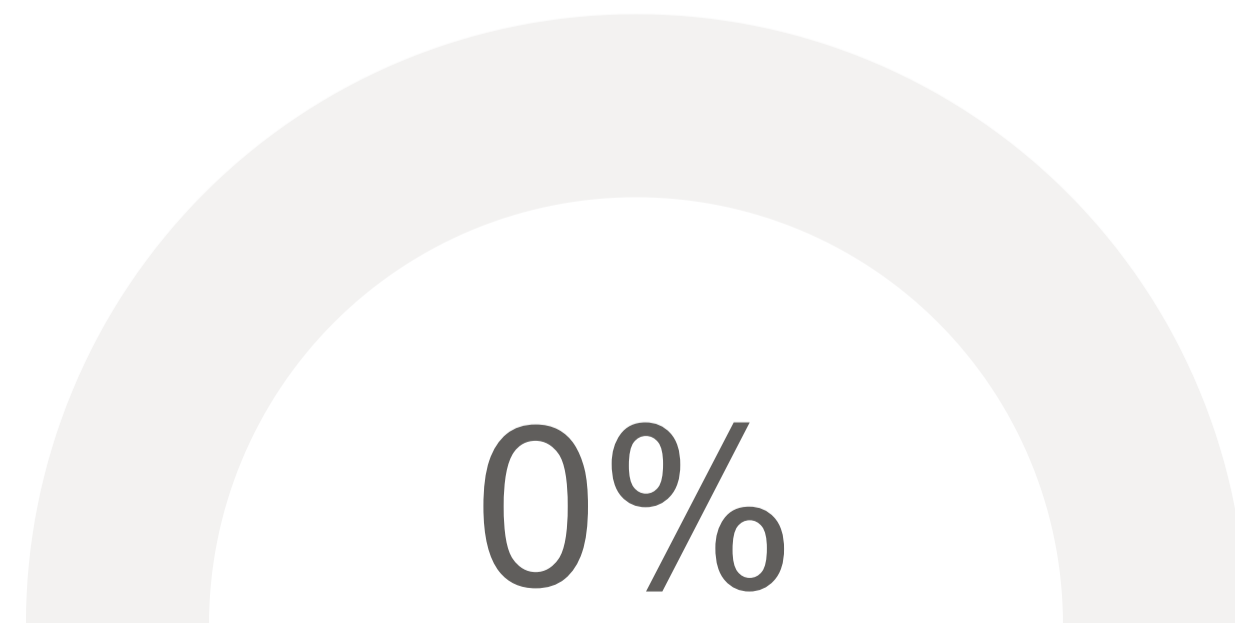
School Operations



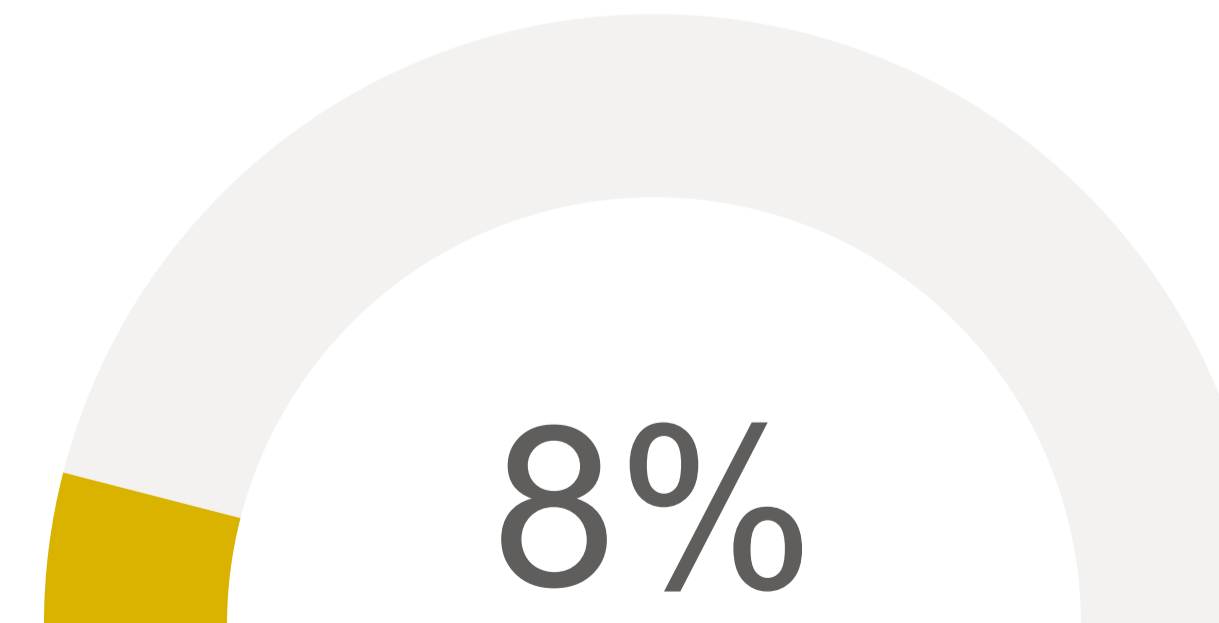
Categorically Aided - Grants



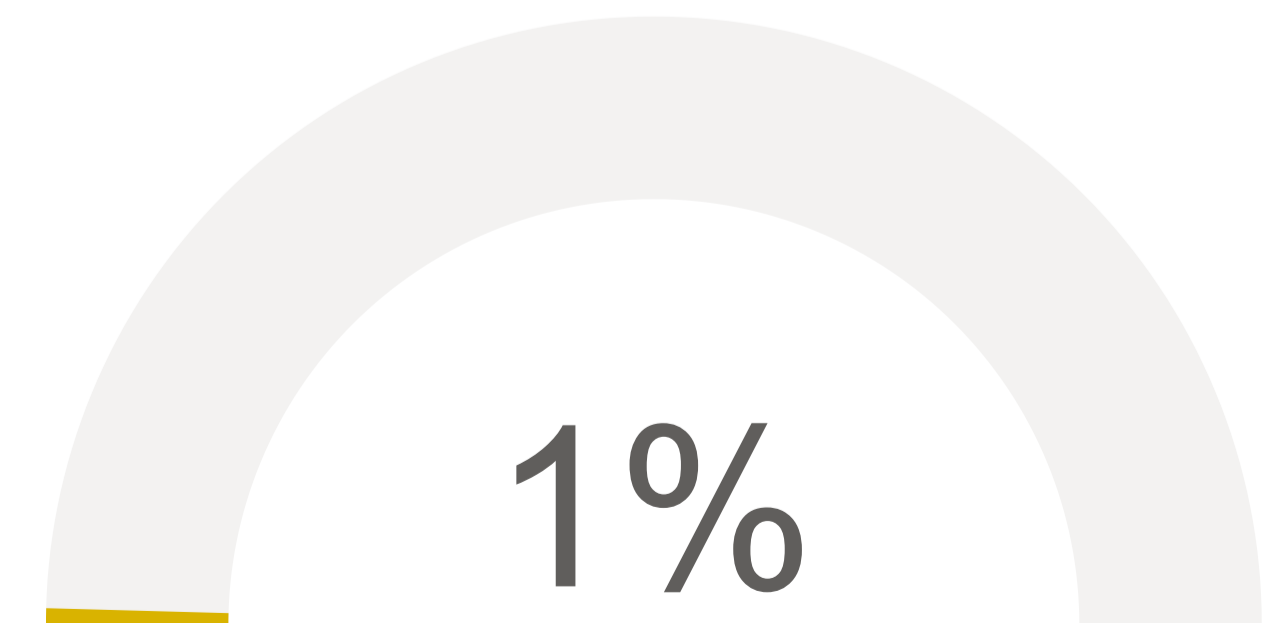
School Nutrition



Construction



Extension - MKE REC



# Report on Revenues and Expenditures

## *Expenditure by Fund Group*

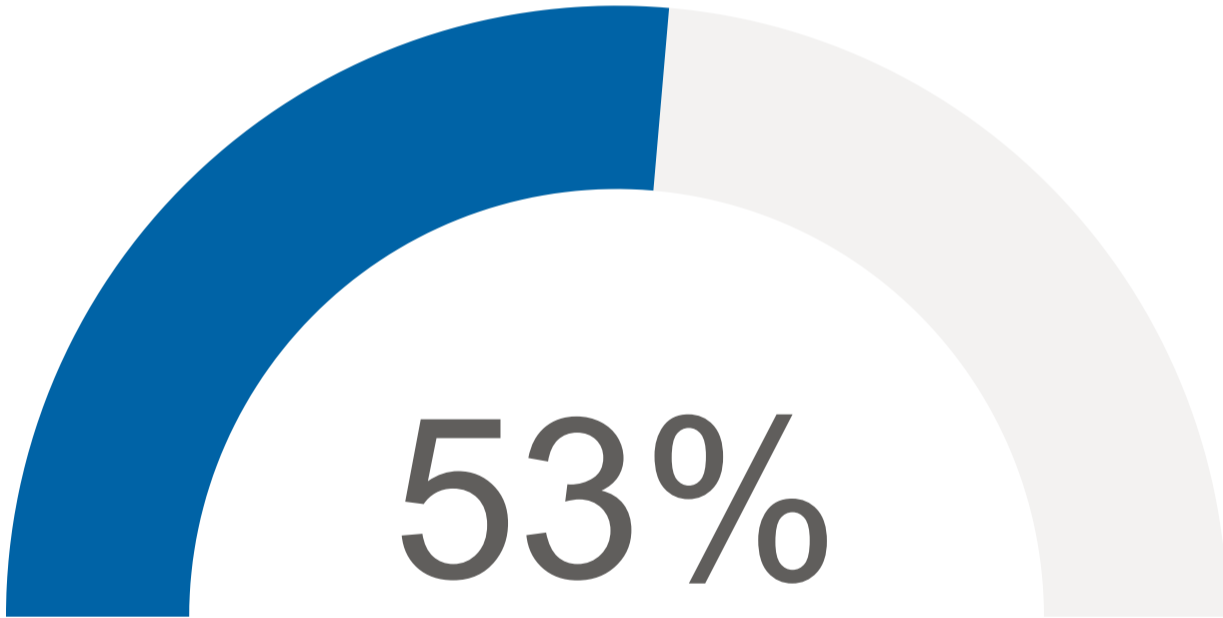
Fiscal Year 2025

November

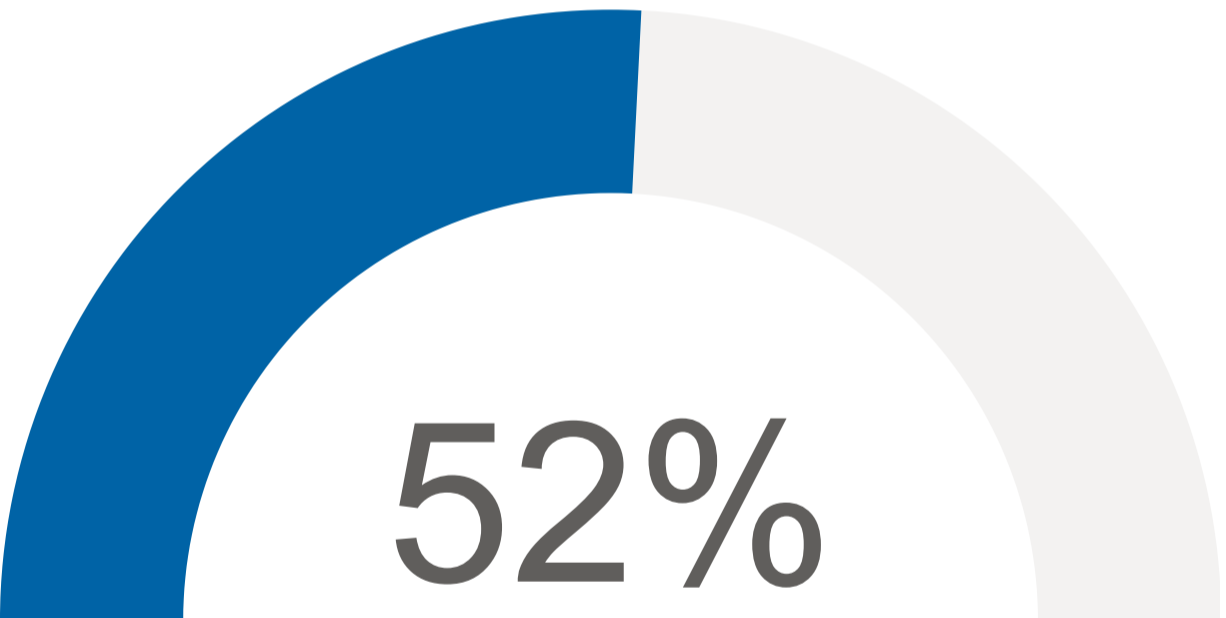


**MILWAUKEE  
PUBLIC SCHOOLS**

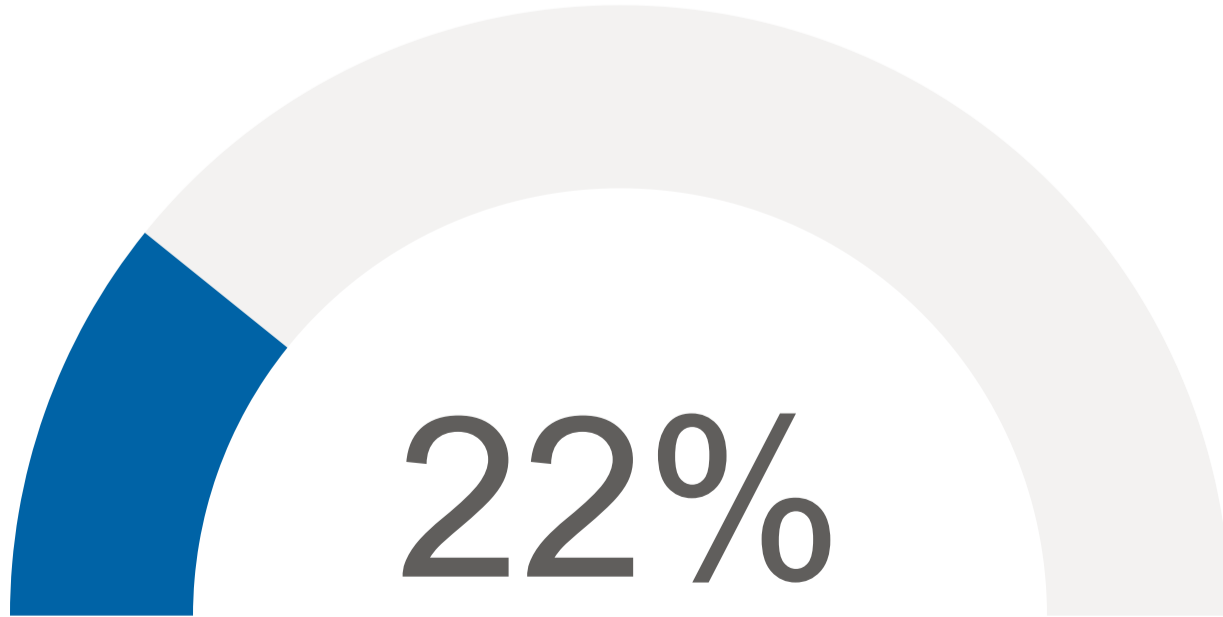
School Operations



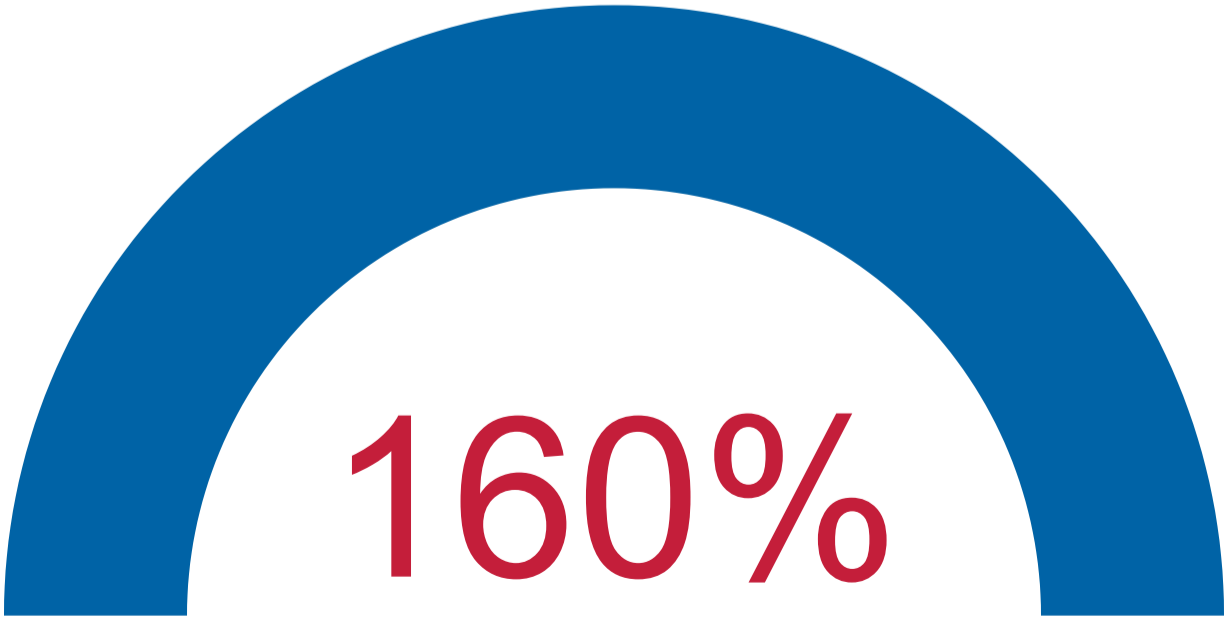
Categorically Aided - Grants



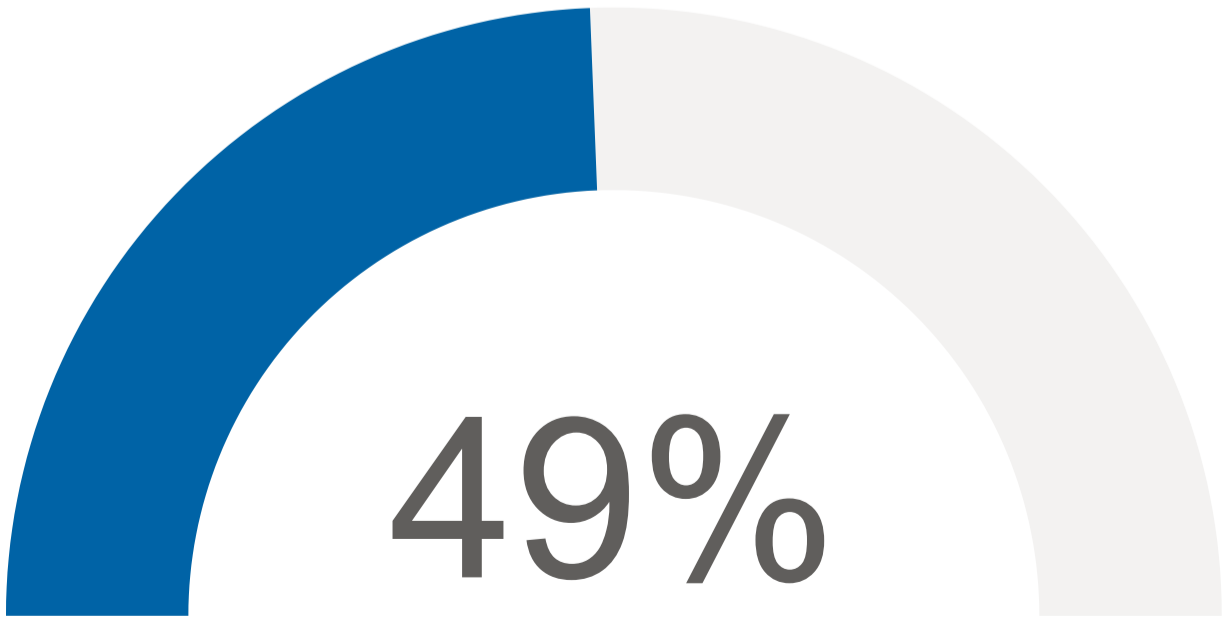
School Nutrition



Construction



Extension - MKE REC



# Report on Revenues and Expenditures



Fiscal Year 2025

November

## Revenues

(in Millions)

Fund Group Description	Final Adopted	Carry Forward	Adjustments	Working Budget	YTD Actuals	Encumbrances (Obligations)	Remaining Balance	Percentage Received
School Operations	\$1,168.1	\$0.0	\$0.0	\$1,168.1	\$59.8	\$0.0	\$1,108.3	5%
Categorically Aided - Grants	\$202.6	\$0.0	\$51.6	\$254.2	\$219.6	\$0.0	\$34.6	86%
School Nutrition	\$60.1	\$0.0	\$0.0	\$60.1	\$0.0	\$0.0	\$60.0	0%
Construction	\$18.5	\$0.0	\$0.0	\$18.5	\$1.5	\$0.0	\$17.1	8%
Extension - MKE REC	\$37.6	\$0.0	\$0.0	\$37.6	\$0.3	\$0.0	\$37.3	1%
<b>Total</b>	<b>\$1,486.9</b>	<b>\$0.0</b>	<b>\$51.6</b>	<b>\$1,538.5</b>	<b>\$281.2</b>	<b>\$0.0</b>	<b>\$1,257.3</b>	<b>18%</b>

## Expenditures

(in Millions)

Fund Group Description	Final Adopted	Carry Forward	Adjustments	Working Budget	YTD Actuals	Encumbrances (Obligations)	Remaining Balance	Percentage Expended
School Operations	\$1,168.1	\$205.9	\$0.2	\$1,374.1	\$361.9	\$362.8	\$649.4	53%
Categorically Aided - Grants	\$202.5	\$225.0	\$61.7	\$489.2	\$194.7	\$57.7	\$236.7	52%
School Nutrition	\$60.1	\$0.6	\$0.0	\$60.6	\$12.4	\$0.7	\$47.5	22%
Construction	\$18.5	\$11.3	\$0.0	\$29.9	\$13.9	\$33.8	(\$17.8)	160%
Extension - MKE REC	\$37.6	\$107.0	\$0.0	\$144.6	\$13.8	\$56.7	\$74.1	49%
<b>Total</b>	<b>\$1,486.9</b>	<b>\$549.7</b>	<b>\$61.9</b>	<b>\$2,098.4</b>	<b>\$596.7</b>	<b>\$511.7</b>	<b>\$990.0</b>	<b>53%</b>

## Contingency Fund

**Final Adopted**

\$500,000

## Definition of terms and columns

- **Carry Forward** : Carries forward prior year's unspent dollars
- **Adjustments** : All changes to the budget after the Final Adopted budget
- **Working Budget** : Represents spending authority. Final Adopted plus Carry Forward plus Adjustments budgets
- **YTD Actuals** : Actual expenditures up to the end of the given Fiscal Month. If current month is selected, it will show the actuals as of the prior day.
- **Encumbrances (Obligations)** : Encumbered amounts represent future spending obligations. Encumbrances represent a snapshot in time. For past months, this will be a snapshot of the last day of the month.
- **Remaining Balance** : Working Budget - YTD Actuals - Encumbrances. Shows the amount of the budget that is unspent and unallocated through encumbrances.
- **Percentage Received / Expended** :  $( \text{YTD Actuals} + \text{Encumbrance} ) / \text{Working Budget}$ . For Revenue, this is the actual revenue over the Working Budget. For Expenditures, this is the actual expenditure plus the encumbered expenditure over the Working Budget.