

Report on Revenues and Expenditures

Revenue by Fund Group

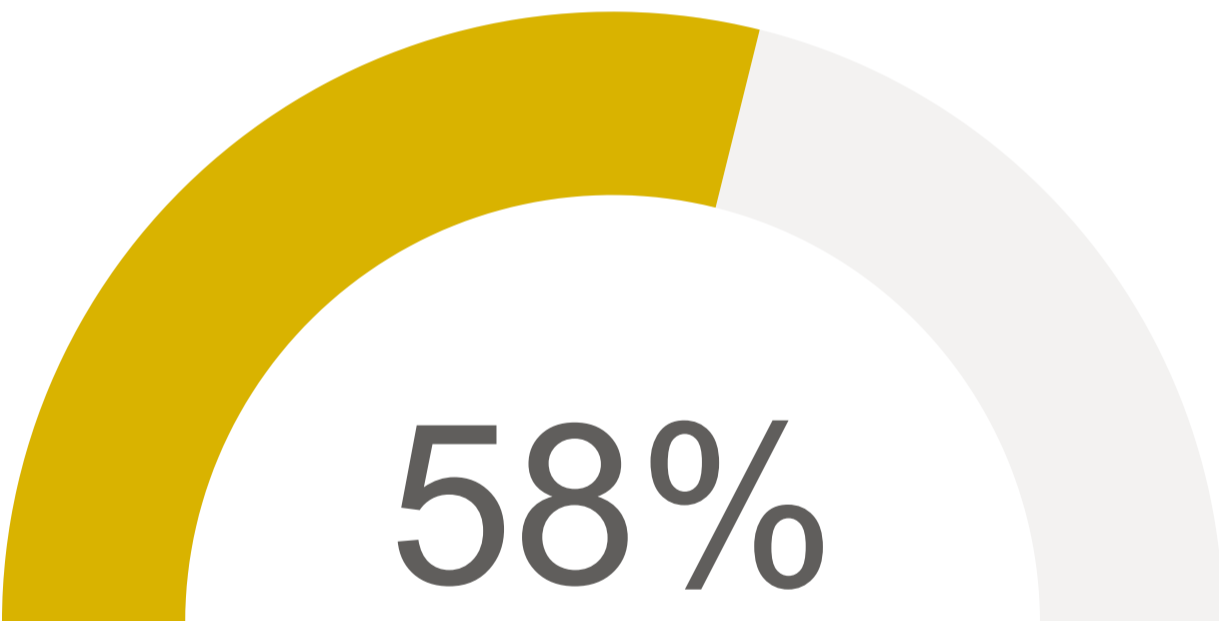
Fiscal Year 2025

January

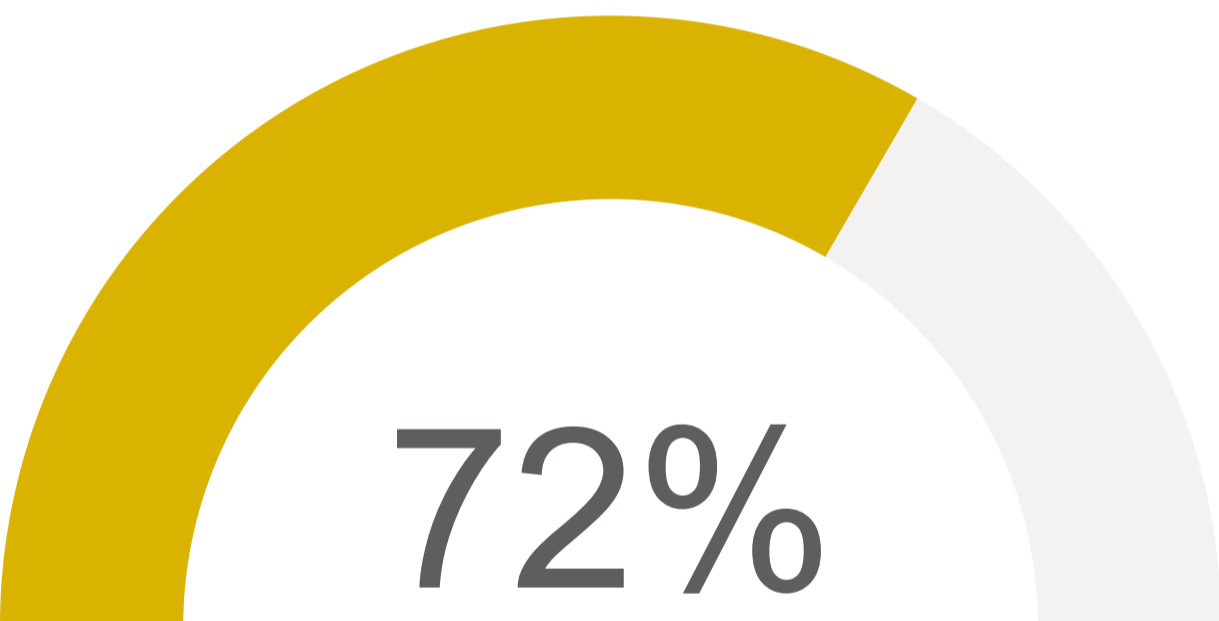


MILWAUKEE
PUBLIC SCHOOLS

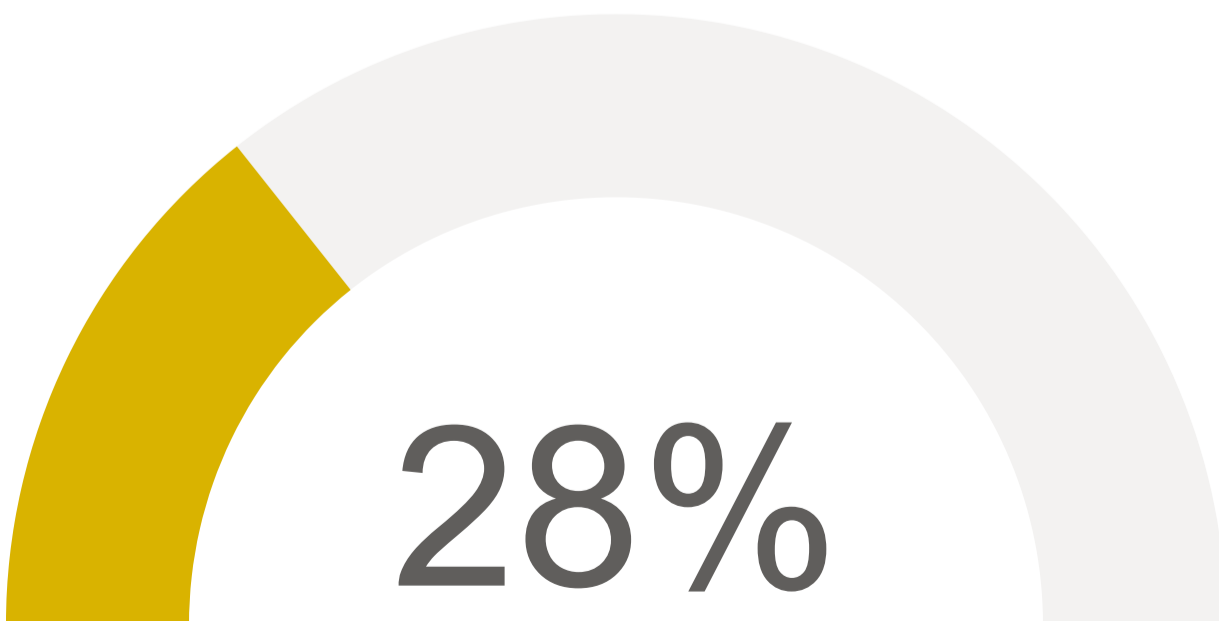
School Operations



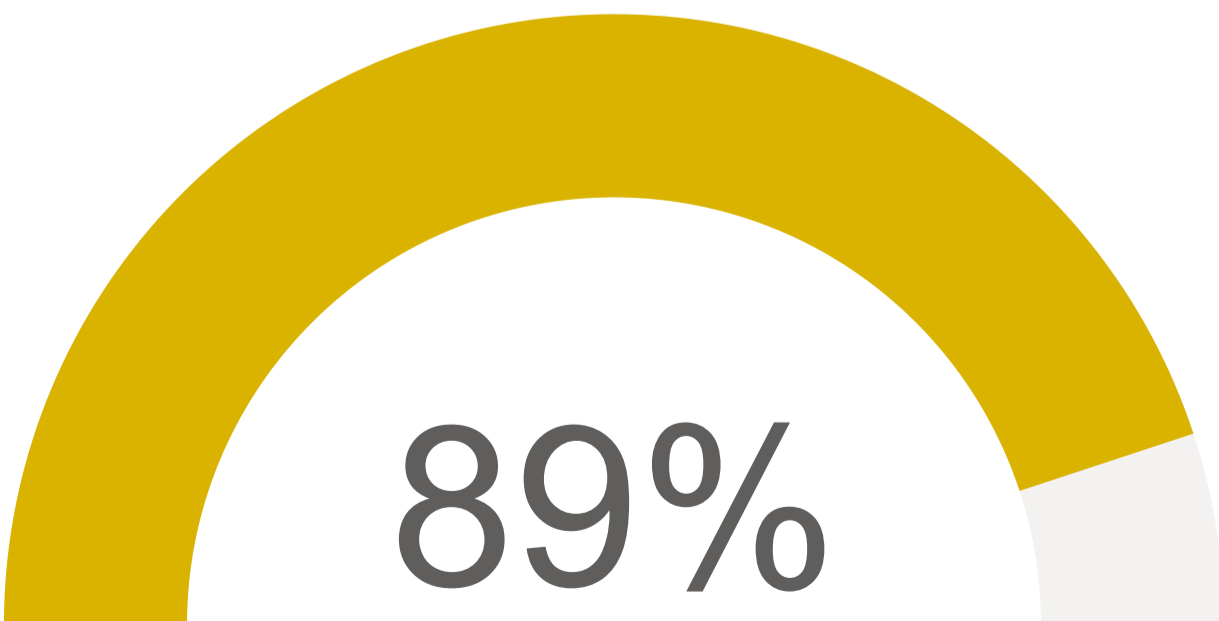
Categorically Aided - Grants



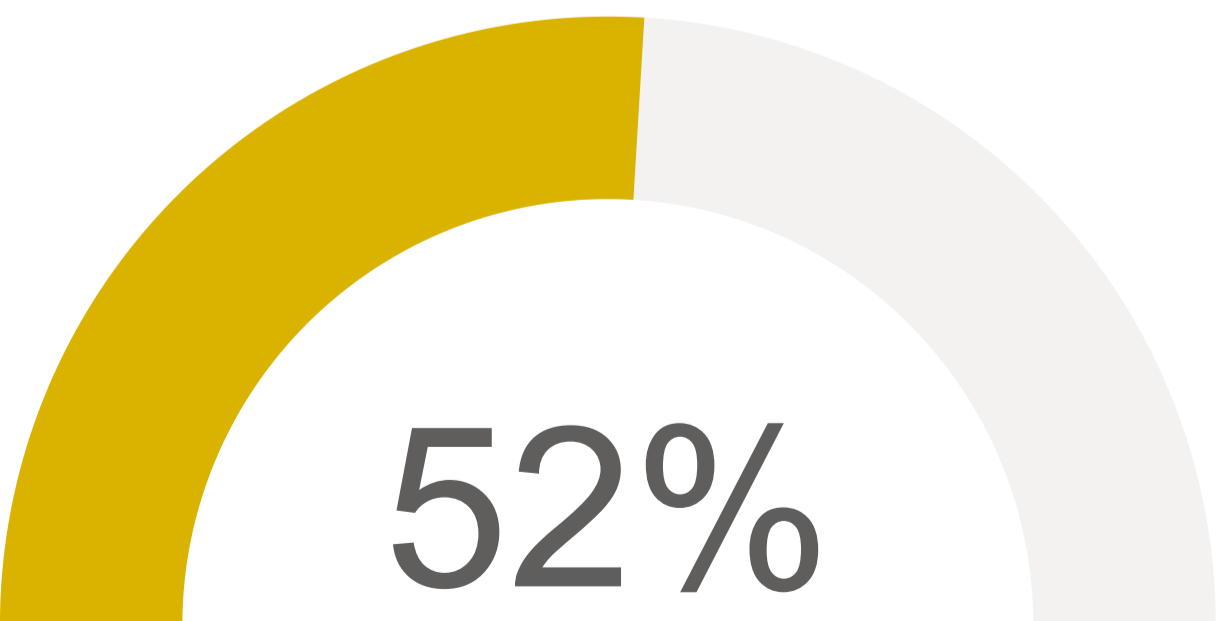
School Nutrition



Construction



Extension - MKE REC



Report on Revenues and Expenditures

Expenditure by Fund Group

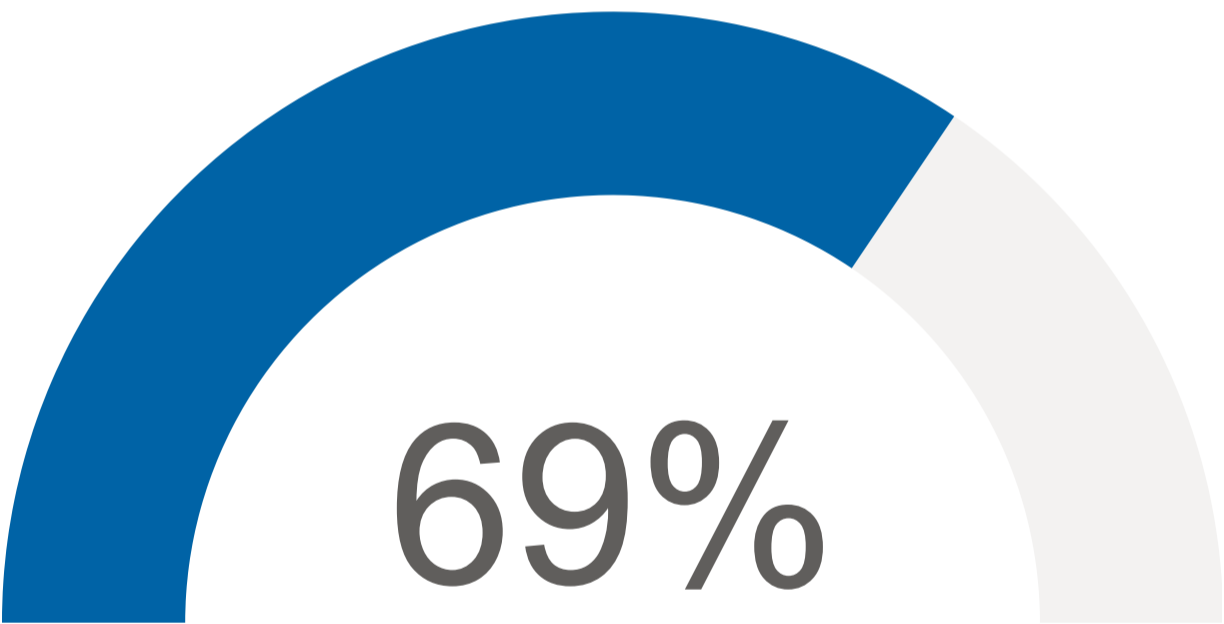
Fiscal Year 2025

January

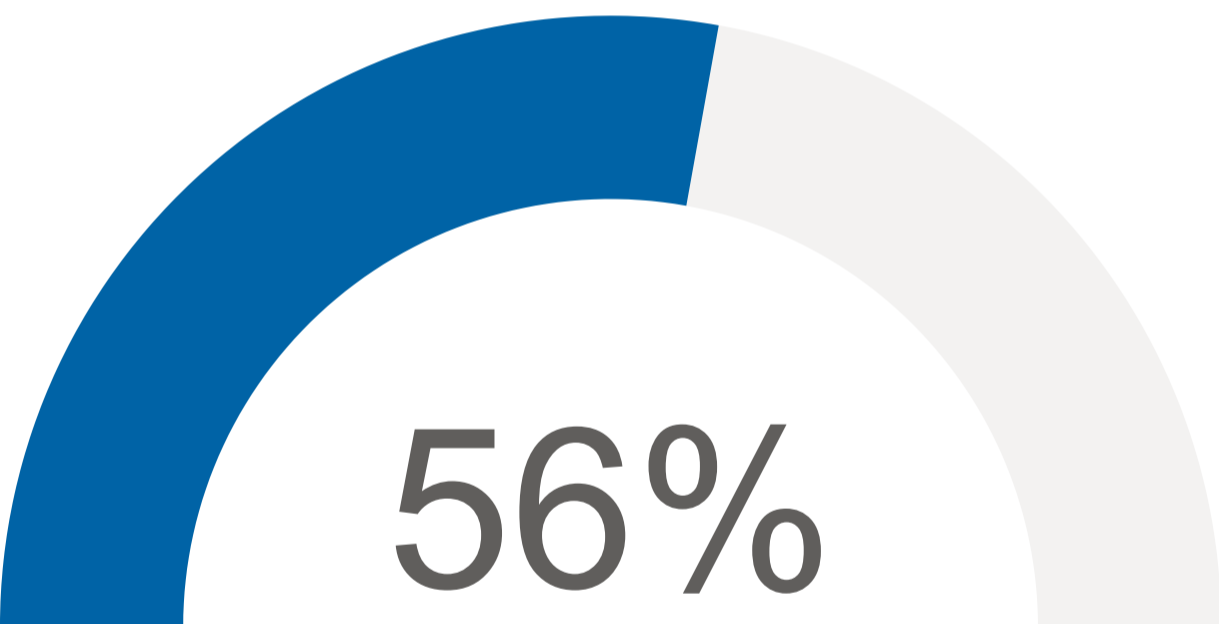


MILWAUKEE
PUBLIC SCHOOLS

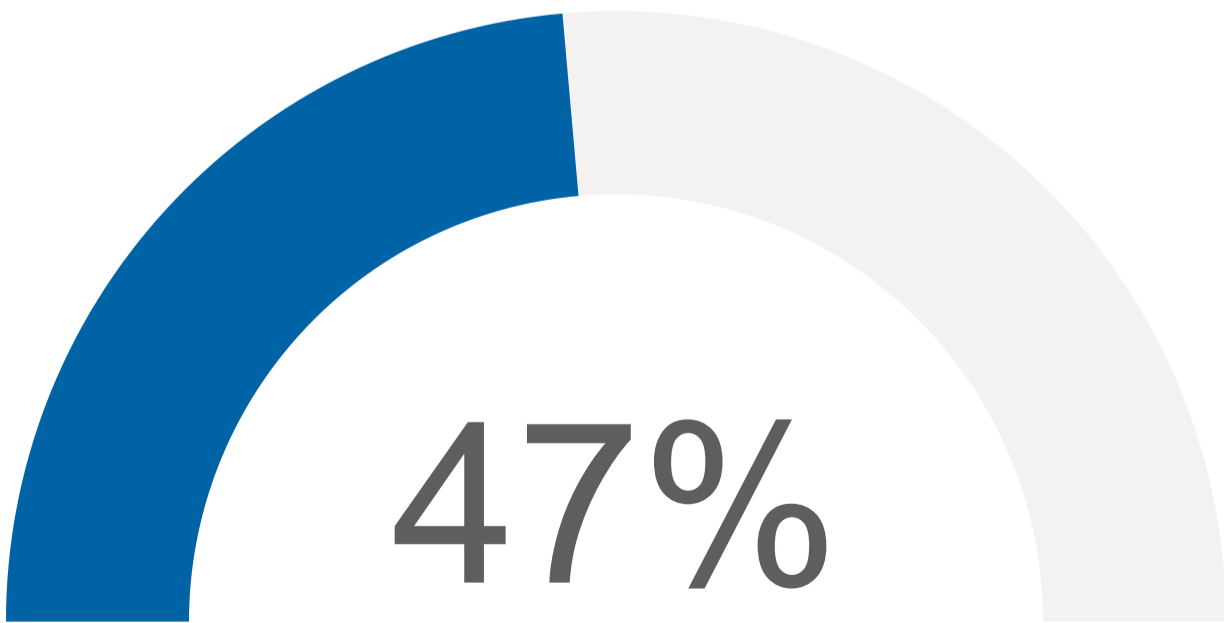
School Operations



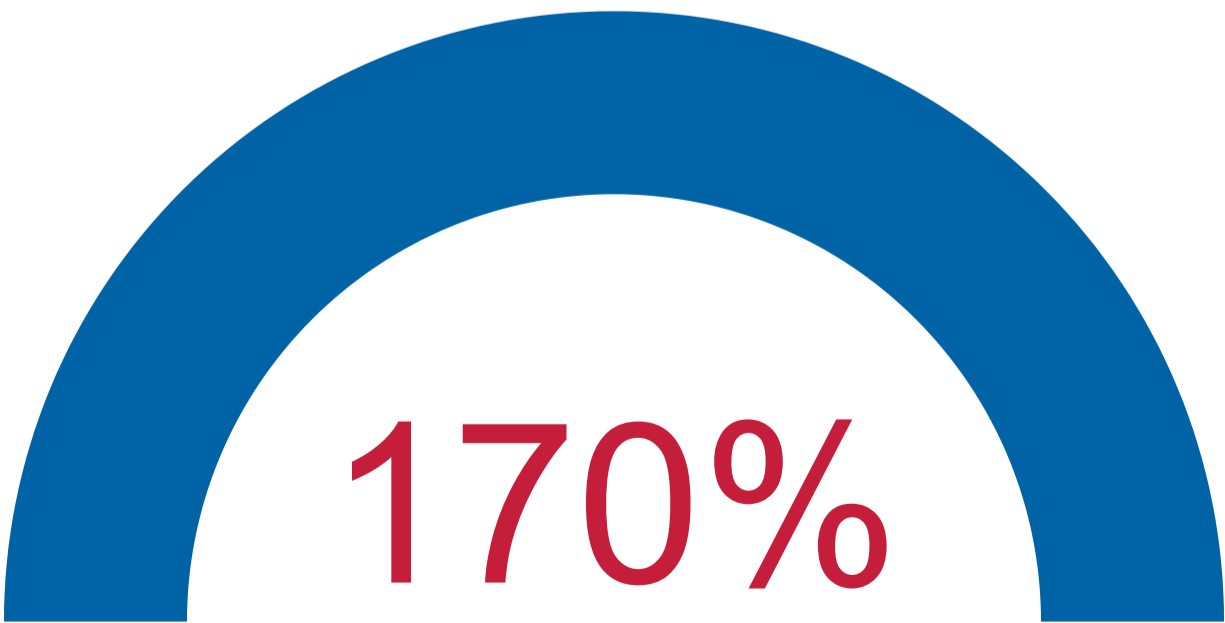
Categorically Aided - Grants



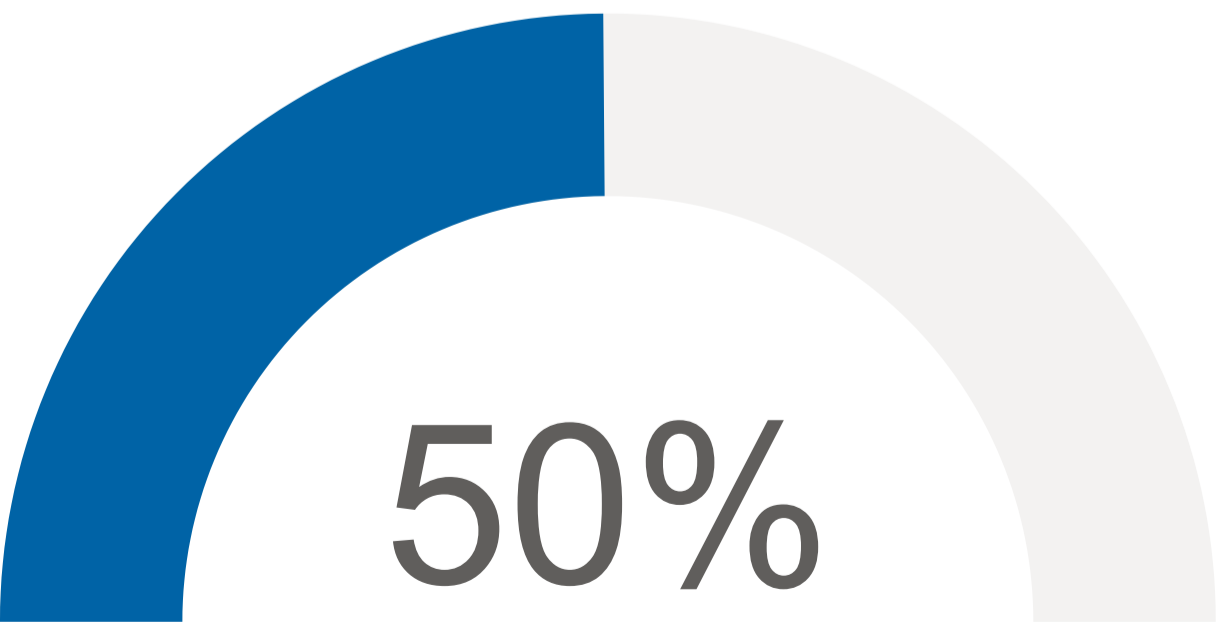
School Nutrition



Construction



Extension - MKE REC



Report on Revenues and Expenditures

Fiscal Year 2025

January



Revenues

(in Millions)

Fund Group Description	Final Adopted	Carry Forward	Adjustments	Working Budget	YTD Actuals	Encumbrances (Obligations)	Remaining Balance	Percentage Received
School Operations	\$1,168.1	\$0.0	\$0.0	\$1,168.1	\$674.0	\$0.0	\$494.0	58%
Categorically Aided - Grants	\$202.7	\$0.0	\$63.7	\$266.4	\$191.5	\$0.0	\$74.9	72%
School Nutrition	\$60.1	\$0.0	\$0.0	\$60.1	\$17.1	\$0.0	\$42.9	28%
Construction	\$18.5	\$0.0	\$0.0	\$18.5	\$16.5	\$0.0	\$2.1	89%
Extension - MKE REC	\$37.6	\$0.0	\$0.0	\$37.6	\$19.5	\$0.0	\$18.1	52%
Total	\$1,487.1	\$0.0	\$63.7	\$1,550.7	\$918.6	\$0.0	\$632.1	59%

Expenditures

(in Millions)

Fund Group Description	Final Adopted	Carry Forward	Adjustments	Working Budget	YTD Actuals	Encumbrances (Obligations)	Remaining Balance	Percentage Expended
School Operations	\$1,168.2	\$209.3	\$0.2	\$1,377.7	\$616.8	\$332.5	\$428.4	69%
Categorically Aided - Grants	\$202.7	\$212.8	\$78.5	\$494.0	\$229.3	\$45.7	\$219.0	56%
School Nutrition	\$60.1	\$0.6	\$0.0	\$60.6	\$27.7	\$0.9	\$32.0	47%
Construction	\$18.5	\$11.3	\$0.0	\$29.9	\$19.3	\$31.5	(\$20.9)	170%
Extension - MKE REC	\$37.6	\$108.9	\$0.0	\$146.6	\$21.9	\$51.0	\$73.6	50%
Total	\$1,487.2	\$542.9	\$78.7	\$2,108.8	\$914.9	\$461.7	\$732.1	65%

Contingency Fund

Final Adopted

\$500,000

Definition of terms and columns

- **Carry Forward** : Carries forward prior year's unspent dollars
- **Adjustments** : All changes to the budget after the Final Adopted budget
- **Working Budget** : Represents spending authority. Final Adopted plus Carry Forward plus Adjustments budgets
- **YTD Actuals** : Actual expenditures up to the end of the given Fiscal Month. If current month is selected, it will show the actuals as of the prior day.
- **Encumbrances (Obligations)** : Encumbered amounts represent future spending obligations. Encumbrances represent a snapshot in time. For past months, this will be a snapshot of the last day of the month.
- **Remaining Balance** : Working Budget - YTD Actuals - Encumbrances. Shows the amount of the budget that is unspent and unallocated through encumbrances.
- **Percentage Received / Expended** : $(\text{YTD Actuals} + \text{Encumbrance}) / \text{Working Budget}$. For Revenue, this is the actual revenue over the Working Budget. For Expenditures, this is the actual expenditure plus the encumbered expenditure over the Working Budget.