



**MILWAUKEE  
PUBLIC SCHOOLS**

# Citywide Regional Showcase

February 9, 2023

**Dr. Keith P. Posley**  
*Superintendent*



MILWAUKEE  
PUBLIC SCHOOLS

# Citywide Showcase

## *Presenters*

Janel L. Hawkins  
*Senior Director, Citywide Region*  
Office of School Administration

Marisol Alvarado  
*Principal*  
Alcott Elementary School

# *Five Priorities for Success*



# Citywide Region

- Our Scholars: 4,883
- Our Schools: 13
- Our Staff: 587
- SwD: 25.3%
- ELL: 5%
- Our Regional Team: 6



# Demographics

- 0.1% Native Hawaiian or  
Other Pacific Islander
- 0.5% American Indian or Alaskan Native
- 3.2% Asian
- 5.0% English Learners
- 4.1% White
- 4.7% Multi
- 15.2% Hispanic/Latino
- 25.3% Students with Disabilities
- 72.2% Black or African American
- 82.8% Economically Disadvantaged



# Citywide Region

## Elementary Schools (K-8th)

School	Special Programs
Alcott	Neighborhood School
Gaenslen	Specialization: Orthopedically Impaired Students
Grantosa	Community School
Hi-Mount	Neighborhood School
King Elementary	Community School; African American Immersion
River Trail	Agriculture Science Focus
Townsend	Neighborhood School

## Middle Schools (6-8th)

School	Special Programs
Douglas	Neighborhood School; African Immersion
King Middle	International Baccalaureate
Lincoln Middle	Arts Integration
Morse	Gifted and Talented; International Baccalaureate <i>Candidate</i>
Roosevelt	Arts Integration
Wedgewood	International Baccalaureate

# Citywide Data

		21-22	Accountability Rating
K-8 Schools	Alcott	68.1	Meets Expectations
	Gaenslen	58.3	Meets Expectations
	Grantosa	57.1	Meets Few Expectations
	Hi-Mount	57.7	Meets Few Expectations
	King Jr.	70.9	Exceeds Expectations
	River Trail	69.2	Meets Expectations
	Townsend	55.6	Meets Few Expectations
Middle Schools	Douglas	37.3	Fails to Meet Expectations
	King MS	48.5	Meets Few Expectations
	LCA	55.3	Meets Few Expectations
	Morse	37.6	Fails to Meet Expectations
	Roosevelt	55.6	Meets Few Expectations
	Wedgewood	63.7	Meets Expectations

# School Spotlight: Alcott Elementary School

## Mission Statement

Alcott Elementary School is to instill lifelong learning through a positive and well-structured multicultural learning environment in which all students attain a quality education. This will be achieved through the development of strong academic programs, the enhancement of technological skills and involvement in extracurricular activities.

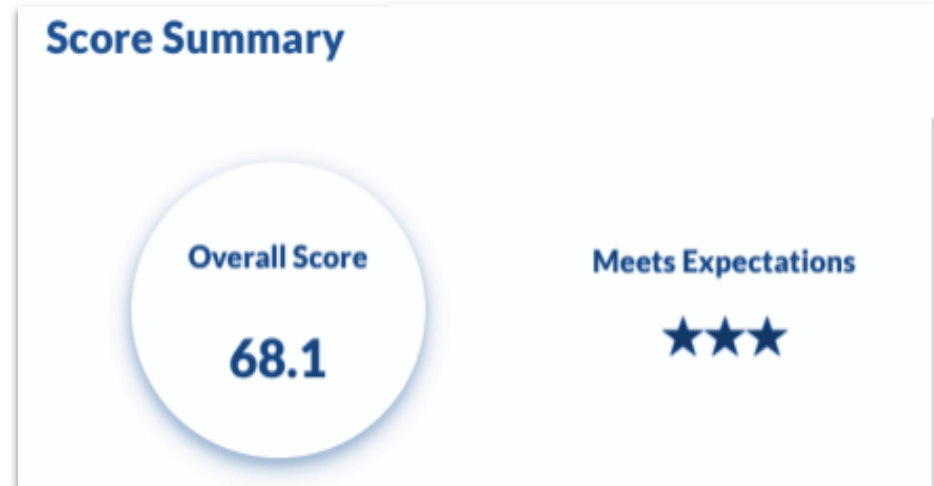




# Alcott's Data Points


- ❑ Attendance average - 89.3%
- ❑ Suspension Rate - 2.9%
- ❑ STAR participation - 94%
- ❑ Regional intervention winner

## Report Card Accountability Rating



# Points of Pride

- Increased Enrollment
- Celebration of different cultures
- Art focus
- Good news club
- Successful CICO systems
- SEL curriculum led by Social Worker
- Class attendance competitions
- After school activities
- Ballroom dancing
- Annual field day




# Foundational Skills

## Early Childhood Success

- Hands on Learning
- Frog Street Centers
- Math Counting Collections
- Parental Involvement
- Monthly Projects
- End of year surveys

K4 Classroom Teacher: Jordan Lind



# Citywide Region - Opportunities for growth

- Citywide regional goals
- Increase student voice and choice (ESCC and YRBS)
- Increase and improve teacher feedback
- Increase proficiency levels
- Improve attendance
- Improve culture and climate
- Foundational skills in early literacy
- High School readiness
- Extracurricular activities
- Parental involvement and expectations for success



**MILWAUKEE  
PUBLIC SCHOOLS**

*Thank You!*